

Allspring Enhanced Core Bond CIT

Asset class: Fixed Income

Class	CUSIP
E2	94987Q169

FUND OBJECTIVE

This Collective Investment Trust ("CIT", "the Fund", or "collective fund") seeks total return consisting of current income and capital appreciation.

FUND STRATEGY

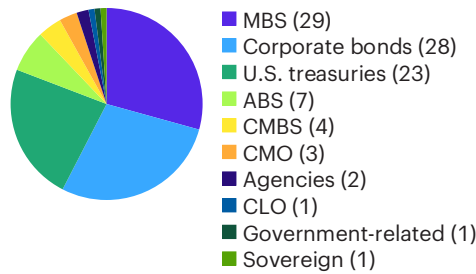
The Fund invests principally in debt securities, including corporate, mortgage- and asset-backed securities, bank loans, foreign sovereign debt, supranational agencies, and U.S. Government obligations. These securities may have fixed, floating or variable rates and may include debt securities of both domestic and foreign issuers. The Advisor invests in both investment-grade and below investment-grade debt securities (often called "high yield" securities or "junk bonds"), including unrated securities, as well as securities that are in default at the time of purchase. The Fund may invest in debt securities of foreign issuers, including emerging markets issuers. The Advisor may seek to add yield by having exposures to a variety of credits, mortgages, and higher yielding countries. The Advisor may also use futures and swap agreements to manage risk or to enhance return.

TOP HOLDINGS (%)

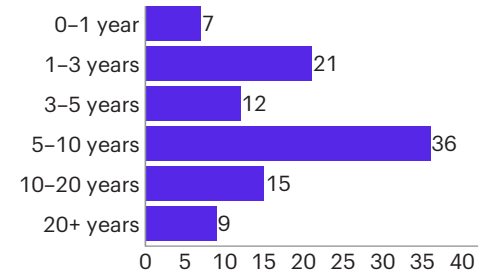
U.S. Treasuries, 4.25, 1-31-2026	7.84
Government Of The United States Of America 4.625% 15-mar-2026, 4.63, 3-15-2026	2.95
GNMA, 4.50, 9-1-2052	2.00
GNMA, 2.50, 1-20-2052	1.79
GNMA, 5.50, 2-1-2024	1.76
GINNIE MAE II POOL, 6.00, 4-1-2046	1.61
FHLMC, 2.00, 1-1-2052	1.53
GNMA, 2.00, 3-1-2052	1.52
U.S. Treasuries, 4.38, 8-15-2043	1.44
U.S. Treasuries, 3.12, 5-15-2048	1.38

Portfolio holdings are as-of the date specified above and are subject to change without notice. The holdings listed should not be considered recommendations to purchase or sell a particular security.

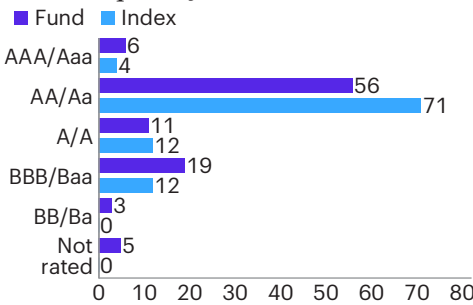
Portfolio composition (%)



Maturity distribution (%)



Credit quality (%)



Portfolio composition, maturity distribution, and credit quality are as-of the date specified above and are subject to change without notice. Percent total may not add to 100% due to rounding.

Total returns (%)

Class E2 units	3 Month	Year to date	ANNUALIZED				Since incep.	Expense ratio
			1 year	3 year	5 year	10 year		
Bloomberg U.S. Aggregate Bond Index ¹	-0.40	-0.40	2.51	--	--	--	-2.82	0.230
	-0.78	-0.78	1.70	--	--	--	--	--

The E2 unit class has an annual cost of \$2.30 per \$1,000 of investment.

Past performance is no guarantee of future results. Current performance may be higher or lower than that quoted. Investment return and principal value will fluctuate so that units, when redeemed, may be worth more or less than their original costs. Index returns are for illustrative purposes only. Performance for other unit classes will differ due to different fee structures and other factors. All values are unaudited and subject to revision. All income is reinvested in the Fund and reflected in the unit value. Fund returns are reported net of the annual fund expenses, primarily including audit, custody, fund accounting and investment advisory expenses, charged to the Fund, but does not include the potential impact of taxes applicable to an investment in the fund. All investing involves risk, including the possible loss of principal.

Benchmarks are provided for illustrative purposes only. Comparisons to benchmarks have limitations because benchmarks have volatility and other material characteristics that may differ from those of the funds. Because of these differences, benchmarks should not be relied upon as an accurate measure of comparison. The performance shown is compared to a broad-based securities market index. Broad-based securities indices are unmanaged and are not subject to fees and expenses typically associated with investment products.

¹ The Bloomberg U.S. Aggregate Bond Index is a broad-based benchmark that measures the investment-grade, U.S. dollar-denominated, fixed-rate taxable bond market, including Treasuries, government-related and corporate securities, mortgage-backed securities (agency fixed-rate and hybrid adjustable-rate mortgage pass-throughs), asset-backed securities, and commercial mortgage-backed securities. You cannot invest directly in an index.

SEI Trust Company (the "Trustee") serves as the Trustee of the Fund and maintains ultimate fiduciary authority over the management of, and the investments made, in the Fund. The Fund is part of a Collective Investment Trust (the "Trust") operated by the Trustee. The Trustee is a trust company organized under the laws of the Commonwealth of Pennsylvania and wholly owned subsidiary of SEI Investments Company (SEI). The Trust is not a mutual fund, as defined under the investment company act of 1940, as amended.

The funds of the collective Trust may, in addition to investing in securities and money market instruments, also invest in futures contracts, security futures contracts or products, derivatives, and other similar instruments, and John Deere Savings Plan Master Trust has claimed an exclusion from the definition of the term "commodity pool operator" under the Commodity Exchange Act, as amended (the "Commodity Act"), pursuant to Rule 4.5 under the Commodity Act, and therefore John Deere Savings Plan Master Trust is not subject to registration or regulation as a "commodity pool operator" under the Commodity Act.



Allspring Enhanced Core Bond CIT

Asset class: Fixed Income

Fund characteristics

	Fund	Bloomberg U.S. Aggregate Bond Index
Weighted average coupon	4.01%	3.30%
Weighted average effective maturity	9.12 years	8.89 years
Effective duration	6.19 years	6.16 years
Number of holdings	302	13,530
Yield to maturity	5.23%	4.82%

Fund information

Fund sponsor and manager: SEI Trust Company

Advisor: Allspring Global Investments, LLC

Portfolio managers: Team Managed

	Class E2
Fiscal year-end	Dec 31
Class inception date	02-28-2022
Net asset value	\$9.42
Class assets (\$M)	\$91.38
Fund assets (\$M)	\$91.38
Units outstanding	9,698,772

Definitions and Risks:

Weighted average coupon: The weighted average annual interest rate (expressed as a percentage of par value) that the issuers of all of the bonds in a fund promise to pay until maturity.

Weighted average effective maturity: For a portfolio of bonds, average effective maturity is the weighted average of the maturities of the underlying bonds. The maturities are computed by weighting each bond's maturity by its market value with respect to the portfolio and the likelihood of any of the bonds being called. In a pool of mortgages, this would also account for the likelihood of prepayments on the mortgages.

Effective duration: A duration calculation for bonds with embedded options. Effective duration takes into account that expected cash flows will fluctuate as interest rates change.

Yield to maturity (YTM) is the total return anticipated on a bond if the bond is held until it matures.

Risks:

Investments in fixed-income securities are subject to interest rate and credit risks. Bond prices fluctuate inversely to changes in interest rates. Therefore, a general rise in interest rates can result in the decline in the bond's price. Credit risk is the risk that an issuer will default on payments of interest and principal. This risk is higher when investing in high yield bonds, also known as junk bonds, which have lower ratings and are subject to greater volatility. Government bonds are guaranteed as to payment of principal and interest by the U.S. government if held to maturity. Although government bonds are considered free from credit risk, they are subject to interest rate risk. Securitized assets include mortgage-related and asset-backed securities. These securities are subject to prepayment and extension risks. Changes in prepayments may significantly affect yield, average life and expected maturity. Extension risk may result from a rise in interest rates, which tends to make mortgage-backed securities, asset-backed securities, and other callable debt securities more volatile. All fixed income investments may be worth less than their original cost upon redemption or maturity.

Bond ratings, issued by private independent ratings services, are a grade given to bonds which is designed to indicate the credit quality of the bond. Bonds rated Aaa through Baa3 by Moody's and AAA through BBB- by S&P, are typically considered to be investment grade. Investors should note that an investment grade rating does not insure the bond against default and does not guarantee the return of principal.

Allspring Global Investments™ is the trade name for the asset management firms of Allspring Global Investments Holdings, LLC, a holding company indirectly owned by certain private funds of GTCR LLC and Reverence Capital Partners, L.P. These firms include but are not limited to Allspring Global Investments, LLC, and Allspring Funds Management, LLC. Certain products managed by Allspring entities are distributed by Allspring Funds Distributor, LLC (a broker-dealer and Member FINRA/SIPC).

For more complete information concerning this Fund, including risks and expenses, please obtain a copy of the most recent Disclosure Statement at allspringglobal.com/collective and read it carefully before investing in the Fund. A collective investment trust fund (CIT) is a pooled investment vehicle that is exempt from SEC registration as an investment company under Section 3(c)(1) of the Investment Company Act of 1940 and maintained by a bank or trust company for the collective investment of qualified retirement plans. The Fund is managed by SEI Trust Company, the trustee, based on the investment advice of Allspring Global Investments, the investment adviser to the trusts.