

Variable Trust

Fund/Class	2
Allspring VT Discovery All Cap Growth Fund	N/A
Allspring VT Discovery SMID Cap Growth Fund	N/A
Allspring VT Index Asset Allocation Fund	N/A
Allspring VT Opportunity Fund	N/A
Allspring VT Small Cap Growth Fund	N/A

The U.S. Securities and Exchange Commission ("SEC") has not approved or disapproved these securities or passed upon the accuracy or adequacy of this Prospectus. Anyone who tells you otherwise is committing a crime.

This Prospectus may include information pertaining to certain portfolios that are not available through the separate account or insurance contract that you have chosen. Please refer to your variable life insurance offering documents to determine which portfolios are available to you and read and retain these documents for future reference.

Table of Contents

Fund Summaries

VT Discovery All Cap Growth Fund Summary	2
VT Discovery SMID Cap Growth Fund Summary	6
VT Index Asset Allocation Fund Summary.....	10
VT Opportunity Fund Summary	14
VT Small Cap Growth Fund Summary	18

Details About the Funds

VT Discovery All Cap Growth Fund	22
VT Discovery SMID Cap Growth Fund	23
VT Index Asset Allocation Fund	24
VT Opportunity Fund	25
VT Small Cap Growth Fund.....	26
Description of Principal Investment Risks	27
Portfolio Holdings Information.....	29
Pricing Fund Shares.....	29

Management of the Funds

The Manager	30
The Sub-Adviser and Portfolio Managers	31
Multi-Manager Arrangement.....	31

Account Information

Share Class Eligibility	33
Share Class Features	33
Compensation to Financial Professionals and Intermediaries	33
Buying and Selling Fund Shares	34
Frequent Purchases and Redemptions of Fund Shares	34
Account Policies.....	35
Distributions.....	35

Other Information

Taxes	36
Financial Highlights	37

VT Discovery All Cap Growth Fund Summary

Investment Objective

The Fund seeks long-term capital appreciation.

Fees and Expenses

These tables are intended to help you understand the various costs and expenses you will pay if you buy and hold shares of the Fund. These tables do not reflect any fees or other expenses imposed in connection with variable life insurance policies ("VLI Policies") or variable annuity contracts ("VA Contracts"). If they were reflected, the overall expenses would be higher than those shown.

Shareholder Fees (fees paid directly from your investment)

Maximum sales charge (load) imposed on purchases	None
Maximum deferred sales charge (load)	None

Annual Fund Operating Expenses (expenses that you pay each year as a percentage of the value of your investment)¹

Management Fees	0.60%
Distribution (12b-1) Fees	0.25%
Other Expenses	0.22%
Total Annual Fund Operating Expenses	1.07%
Fee Waivers	(0.07)%
Total Annual Fund Operating Expenses After Fee Waivers²	1.00%

1. Expenses have been adjusted as necessary from amounts incurred during the Fund's most recent fiscal year to reflect current fees and expenses.
2. The Manager has contractually committed through April 30, 2026, to waive fees and/or reimburse expenses to the extent necessary to cap Total Annual Fund Operating Expenses After Fee Waivers at 1.00% for Class 2. Brokerage commissions, stamp duty fees, interest, taxes, acquired fund fees and expenses (if any), and extraordinary expenses are excluded from the expense cap. Prior to or after the commitment expiration date, the cap may be increased or the commitment to maintain the cap may be terminated only with the approval of the Board of Trustees. The Manager and/or its affiliates may also voluntarily waive all or a portion of any fees to which they are entitled and/or reimburse certain expenses as they may determine from time to time.

Example of Expenses

The example below is intended to help you compare the costs of investing in the Fund with the costs of investing in other funds. The example assumes a \$10,000 initial investment, 5% annual total return, and that fees and expenses remain the same as in the tables above. To the extent that the Manager is waiving fees or reimbursing expenses, the example assumes that such waiver or reimbursement will only be in place through the date noted above. The example does not reflect any fees or other expenses imposed in connection with VLI Policies or VA Contracts and the amounts shown would be higher if such fees and expenses were included. Although your actual costs may be higher or lower, based on these assumptions your costs would be:

After:	
1 Year	\$102
3 Years	\$333
5 Years	\$583
10 Years	\$1,299

Portfolio Turnover

The Fund pays transaction costs, such as commissions, when it buys and sells securities (or "turns over" its portfolio). A higher portfolio turnover rate may indicate higher transaction costs and may result in higher taxes when Fund shares are held in a taxable account. These costs, which are not reflected in annual fund operating expenses or in the example, affect the Fund's performance. During the most recent fiscal year, the Fund's portfolio turnover rate was 79% of the average value of its portfolio.

Principal Investment Strategies

Under normal circumstances,

- the Fund invests at least 80% of its total assets in equity securities; and
- may invest up to 25% of its total assets in equity securities of foreign issuers, including ADRs and similar investments.

We may invest in the equity securities of companies of any market capitalization.

We seek to identify companies that have the prospect for robust sales and earnings growth rates, that enjoy a competitive advantage and that we believe have effective management with a history of making investments that are in the best interests of shareholders. Furthermore, we seek to identify companies that embrace innovation and foster disruption using technology to maximize efficiencies, gain pricing advantages, and take market share from competitors. We believe innovation found in companies on the “right side of change” are benefiting from technological, demographic, lifestyle and environmental trends, and are often mispriced in today’s public equity markets. This mispricing is a key inefficiency that the team seeks to exploit through intensive fundamental research. We pay particular attention to how management teams allocate capital in order to drive future cash flow; this includes the allocation of human capital, financial capital, and social capital. We believe successful allocation of such resources has a correlation with key indicators of future performance. Price objectives are determined based on industry-specific valuation methodologies, including relative price-to-earnings multiples, price-to-book value, operating profit margin trends, enterprise value to EBITDA (earnings before interest, taxes, depreciation and amortization) and free cash flow yield. Portfolio holdings are continuously monitored for changes in fundamentals. The team seeks a favorable risk/reward relationship to fair valuation, which we define as the value of the company (i.e., our price target for the stock) relative to where the stock is currently trading. We may invest in any sector, and at times the Fund may emphasize one or more particular sectors. We may choose to sell a holding when it no longer offers favorable growth prospects, reaches our target price, or to take advantage of a better investment opportunity.

Principal Investment Risks

An investment in the Fund may lose money, is not a deposit of a bank or its affiliates, is not insured or guaranteed by the Federal Deposit Insurance Corporation or any other governmental agency, and is primarily subject to the risks briefly summarized below.

Market Risk. The values of, and/or the income generated by, securities held by the Fund may decline due to general market conditions or other factors, including those directly involving the issuers of such securities. Securities markets are volatile and may decline significantly in response to adverse issuer, regulatory, political, or economic developments. Different sectors of the market and different security types may react differently to such developments.

Equity Securities Risk. The values of equity securities may experience periods of substantial price volatility and may decline significantly over short time periods. In general, the values of equity securities are more volatile than those of debt securities. Equity securities fluctuate in value and price in response to factors specific to the issuer of the security, such as management performance, financial condition, and market demand for the issuer’s products or services, as well as factors unrelated to the fundamental condition of the issuer, including general market, economic and political conditions. Different parts of a market, industry and sector may react differently to adverse issuer, market, regulatory, political, and economic developments.

Foreign Investment Risk. Foreign investments may be subject to lower liquidity, greater price volatility and risks related to adverse political, regulatory, market or economic developments. Foreign investments may involve exposure to changes in foreign currency exchange rates and may be subject to higher withholding and other taxes.

Growth/Value Investing Risk. Securities that exhibit growth or value characteristics tend to perform differently and shift into and out of favor with investors depending on changes in market and economic sentiment and conditions.

Management Risk. Investment decisions, techniques, analyses or models implemented by a Fund’s manager or sub-adviser in seeking to achieve the Fund’s investment objective may not produce expected returns, may cause the Fund’s shares to lose value or may cause the Fund to underperform other funds with similar investment objectives.

Smaller Company Securities Risk. Securities of companies with smaller market capitalizations tend to be more volatile and less liquid than those of larger companies.

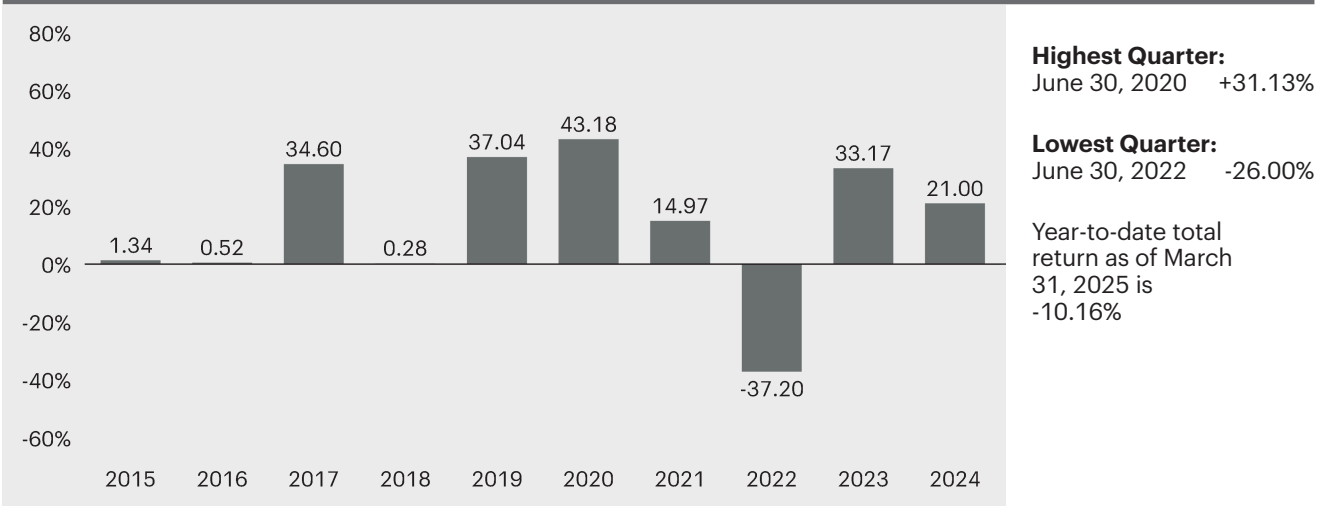
Performance

The following information provides some indication of the risks of investing in the Fund by showing changes in the Fund’s performance from year to year. The Fund’s average annual total returns are compared to the performance of one

or more indices. Past performance is no guarantee of future results. Current month-end performance is available on the Fund's website at allspringglobal.com.

The performance for the Fund does not reflect fees charged by VLI Policies or VA Contracts. If it did, returns would be lower.

Calendar Year Total Returns for Class 2 shares as of 12/31 each year



Average Annual Total Returns for the periods ended 12/31/2024

	Inception Date of Share Class	1 Year	5 Year	10 Year
Class 2	7/31/2002	21.00%	10.75%	12.12%
Russell 3000® Growth Index (Strategy Benchmark) (reflects no deduction for fees, expenses, or taxes)		32.46%	18.25%	16.22%
Russell 3000® Index (Regulatory Benchmark) (reflects no deduction for fees, expenses, or taxes)		23.81%	13.86%	12.55%

Fund Management

Manager	Sub-Adviser	Portfolio Manager, Title/Managed Since
Allspring Funds Management, LLC	Allspring Global Investments, LLC	Robert Gruendyke, CFA , Portfolio Manager/2024 Michael T. Smith, CFA , Portfolio Manager/2010 Christopher J. Warner, CFA , Portfolio Manager/2016

Purchase and Sale of Fund Shares

Shares of Allspring Variable Trust ("AVT") are not offered directly to the general public. The Trust currently offers its Fund shares to separate accounts of various life insurance companies as funding vehicles for certain VA Contracts and VLI Policies issued through the separate accounts by such life insurance companies. Many of the separate accounts are registered as investment companies with the SEC. AVT has entered into an agreement with the life insurance company sponsor of each separate account setting forth the terms and conditions pursuant to which the insurer will purchase and redeem shares of the Fund. Please refer to your VA Contract or VLI Policy prospectus for more information regarding the purchase and sale of your Fund shares.

Tax Information

For federal income tax purposes, the Fund is treated as a separate entity. The Fund intends to qualify each year as a "regulated investment company" under the Internal Revenue Code. By so qualifying, the Fund expects to have little or no liability for federal income taxes by distributing substantially all of its net investment income and net realized capital gains to the separate accounts each year. Please refer to the VA Contract or VLI Policy prospectus for additional information on tax matters.

Payments to Insurance Companies

Fund shares are available only through separate accounts issued by various life insurance companies. The Fund and its related companies may make payments to such insurance companies or their affiliates for distribution and administrative services. These payments may create a conflict of interest by influencing the insurance company to recommend the Fund over another investment. Consult your insurance company for more information about these payments.

VT Discovery SMID Cap Growth Fund Summary

Investment Objective

The Fund seeks long-term capital appreciation.

Fees and Expenses

These tables are intended to help you understand the various costs and expenses you will pay if you buy and hold shares of the Fund. These tables do not reflect any fees or other expenses imposed in connection with variable life insurance policies ("VLI Policies") or variable annuity contracts ("VA Contracts"). If they were reflected, the overall expenses would be higher than those shown.

Shareholder Fees (fees paid directly from your investment)

Maximum sales charge (load) imposed on purchases	None
Maximum deferred sales charge (load)	None

Annual Fund Operating Expenses (expenses that you pay each year as a percentage of the value of your investment)¹

Management Fees	0.75%
Distribution (12b-1) Fees	0.25%
Other Expenses	0.15%
Total Annual Fund Operating Expenses	1.15%
Fee Waivers	(0.00)%
Total Annual Fund Operating Expenses After Fee Waivers²	1.15%

1. Expenses have been adjusted as necessary from amounts incurred during the Fund's most recent fiscal year to reflect current fees and expenses.
2. The Manager has contractually committed through April 30, 2026, to waive fees and/or reimburse expenses to the extent necessary to cap Total Annual Fund Operating Expenses After Fee Waivers at 1.15% for Class 2. Brokerage commissions, stamp duty fees, interest, taxes, acquired fund fees and expenses (if any), and extraordinary expenses are excluded from the expense cap. Prior to or after the commitment expiration date, the cap may be increased or the commitment to maintain the cap may be terminated only with the approval of the Board of Trustees. The Manager and/or its affiliates may also voluntarily waive all or a portion of any fees to which they are entitled and/or reimburse certain expenses as they may determine from time to time.

Example of Expenses

The example below is intended to help you compare the costs of investing in the Fund with the costs of investing in other funds. The example assumes a \$10,000 initial investment, 5% annual total return, and that fees and expenses remain the same as in the tables above. To the extent that the Manager is waiving fees or reimbursing expenses, the example assumes that such waiver or reimbursement will only be in place through the date noted above. The example does not reflect any fees or other expenses imposed in connection with VLI Policies or VA Contracts and the amounts shown would be higher if such fees and expenses were included. Although your actual costs may be higher or lower, based on these assumptions your costs would be:

After:	
1 Year	\$117
3 Years	\$365
5 Years	\$633
10 Years	\$1,398

Portfolio Turnover

The Fund pays transaction costs, such as commissions, when it buys and sells securities (or "turns over" its portfolio). A higher portfolio turnover rate may indicate higher transaction costs and may result in higher taxes when Fund shares are held in a taxable account. These costs, which are not reflected in annual fund operating expenses or in the example, affect the Fund's performance. During the most recent fiscal year, the Fund's portfolio turnover rate was 63% of the average value of its portfolio.

Principal Investment Strategies

Under normal circumstances, we invest:

- at least 80% of the Fund's net assets in equity securities of small- and medium-capitalization companies; and
- up to 25% of the Fund's total assets in equity securities of foreign issuers through ADRs and similar investments.

We invest in equity securities of small- and medium-capitalization companies that we believe offer favorable opportunities for growth. We define small- and medium capitalization companies as those with market capitalizations at the time of purchase equal to or lower than the company with the largest market capitalization in the Russell Midcap® Index, which was approximately \$198.61 billion as of March 31, 2025, and is expected to change frequently. We may also invest in equity securities of foreign issuers through ADRs and similar investments.

We seek to identify companies that have the prospect for robust sales and earnings growth rates, that enjoy a competitive advantage and that we believe have effective management with a history of making investments that are in the best interests of shareholders. Furthermore, we seek to identify companies that embrace innovation and foster disruption using technology to maximize efficiencies, gain pricing advantages, and take market share from competitors. We believe innovation found in companies on the "right side of change" are benefiting from technological, demographic, lifestyle and environmental trends, and are often mispriced in today's public equity markets. This mispricing is a key inefficiency that the team seeks to exploit through intensive fundamental research. We pay particular attention to how management teams allocate capital in order to drive future cash flow; this includes the allocation of human capital, financial capital, and social capital. We believe successful allocation of such resources has a correlation with key indicators of future performance. Price objectives are determined based on industry-specific valuation methodologies, including relative price-to-earnings multiples, price-to-book value, operating profit margin trends, enterprise value to EBITDA (earnings before interest, taxes, depreciation and amortization) and free cash flow yield. Portfolio holdings are continuously monitored for changes in fundamentals. The team seeks a favorable risk/reward relationship to fair valuation, which we define as the value of the company (i.e., our price target for the stock) relative to where the stock is currently trading. We may invest in any sector, and at times the Fund may emphasize one or more particular sectors. We may choose to sell a holding when it no longer offers favorable growth prospects, reaches our target price, or to take advantage of a better investment opportunity.

Principal Investment Risks

An investment in the Fund may lose money, is not a deposit of a bank or its affiliates, is not insured or guaranteed by the Federal Deposit Insurance Corporation or any other governmental agency, and is primarily subject to the risks briefly summarized below.

Market Risk. The values of, and/or the income generated by, securities held by the Fund may decline due to general market conditions or other factors, including those directly involving the issuers of such securities. Securities markets are volatile and may decline significantly in response to adverse issuer, regulatory, political, or economic developments. Different sectors of the market and different security types may react differently to such developments.

Equity Securities Risk. The values of equity securities may experience periods of substantial price volatility and may decline significantly over short time periods. In general, the values of equity securities are more volatile than those of debt securities. Equity securities fluctuate in value and price in response to factors specific to the issuer of the security, such as management performance, financial condition, and market demand for the issuer's products or services, as well as factors unrelated to the fundamental condition of the issuer, including general market, economic and political conditions. Different parts of a market, industry and sector may react differently to adverse issuer, market, regulatory, political, and economic developments.

Smaller Company Securities Risk. Securities of companies with smaller market capitalizations tend to be more volatile and less liquid than those of larger companies.

Foreign Investment Risk. Foreign investments may be subject to lower liquidity, greater price volatility and risks related to adverse political, regulatory, market or economic developments. Foreign investments may involve exposure to changes in foreign currency exchange rates and may be subject to higher withholding and other taxes.

Growth/Value Investing Risk. Securities that exhibit growth or value characteristics tend to perform differently and shift into and out of favor with investors depending on changes in market and economic sentiment and conditions.

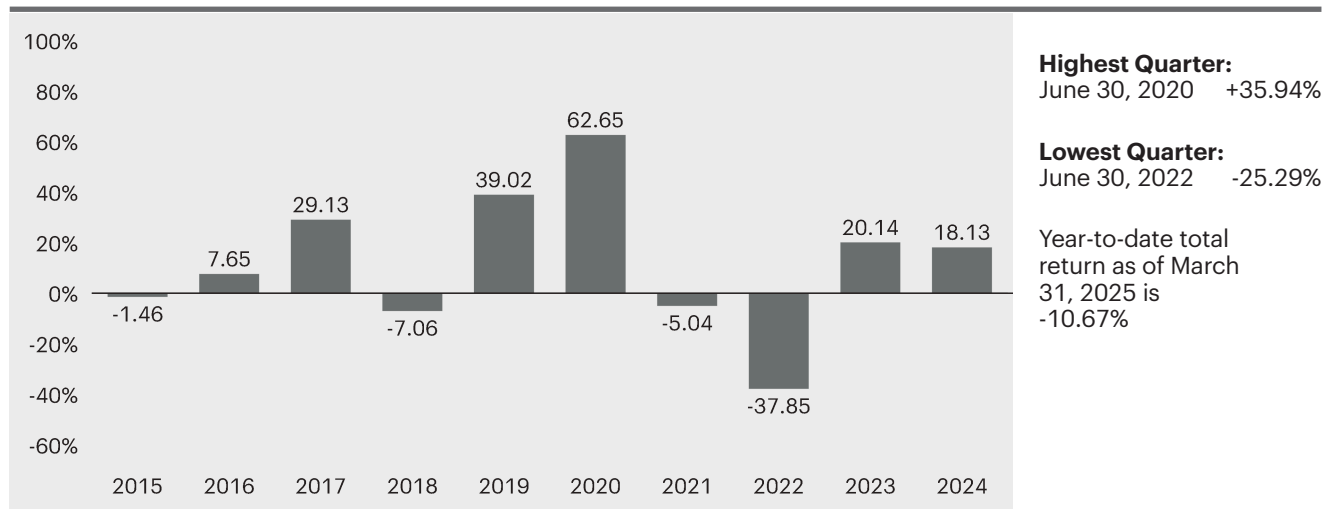
Management Risk. Investment decisions, techniques, analyses or models implemented by a Fund's manager or sub-adviser in seeking to achieve the Fund's investment objective may not produce expected returns, may cause the Fund's shares to lose value or may cause the Fund to underperform other funds with similar investment objectives.

Performance

The following information provides some indication of the risks of investing in the Fund by showing changes in the Fund's performance from year to year. The Fund's average annual total returns are compared to the performance of one or more indices. Past performance is no guarantee of future results. Current month-end performance is available on the Fund's website at allspringglobal.com.

The performance for the Fund does not reflect fees charged by VLI Policies or VA Contracts. If it did, returns would be lower.

Calendar Year Total Returns for Class 2 shares as of 12/31 each year



Average Annual Total Returns for the periods ended 12/31/2024

	Inception Date of Share Class	1 Year	5 Year	10 Year
Class 2	5/8/1992	18.13%	6.38%	9.20%
Russell 2500™ Growth Index (Strategy Benchmark) (reflects no deduction for fees, expenses, or taxes)		13.90%	8.08%	9.45%
Russell 3000® Index (Regulatory Benchmark) (reflects no deduction for fees, expenses, or taxes)		23.81%	13.86%	12.55%

Fund Management

Manager	Sub-Adviser	Portfolio Manager, Title/Managed Since
Allspring Funds Management, LLC	Allspring Global Investments, LLC	Robert Gruendyke, CFA , Portfolio Manager/2024 Michael T. Smith, CFA , Portfolio Manager/2011 Christopher J. Warner, CFA , Portfolio Manager/2012

Purchase and Sale of Fund Shares

Shares of Allspring Variable Trust ("AVT") are not offered directly to the general public. The Trust currently offers its Fund shares to separate accounts of various life insurance companies as funding vehicles for certain VA Contracts and VLI Policies issued through the separate accounts by such life insurance companies. Many of the separate accounts are registered as investment companies with the SEC. AVT has entered into an agreement with the life insurance company sponsor of each separate account setting forth the terms and conditions pursuant to which the insurer will purchase and redeem shares of the Fund. Please refer to your VA Contract or VLI Policy prospectus for more information regarding the purchase and sale of your Fund shares.

Tax Information

For federal income tax purposes, the Fund is treated as a separate entity. The Fund intends to qualify each year as a "regulated investment company" under the Internal Revenue Code. By so qualifying, the Fund expects to have little or no liability for federal income taxes by distributing substantially all of its net investment income and net realized capital gains to the separate accounts each year. Please refer to the VA Contract or VLI Policy prospectus for additional information on tax matters.

Payments to Insurance Companies

Fund shares are available only through separate accounts issued by various life insurance companies. The Fund and its related companies may make payments to such insurance companies or their affiliates for distribution and administrative services. These payments may create a conflict of interest by influencing the insurance company to recommend the Fund over another investment. Consult your insurance company for more information about these payments.

VT Index Asset Allocation Fund Summary

Investment Objective

The Fund seeks long-term total return, consisting of capital appreciation and current income.

Fees and Expenses

These tables are intended to help you understand the various costs and expenses you will pay if you buy and hold shares of the Fund. These tables do not reflect any fees or other expenses imposed in connection with variable life insurance policies ("VLI Policies") or variable annuity contracts ("VA Contracts"). If they were reflected, the overall expenses would be higher than those shown.

Shareholder Fees (fees paid directly from your investment)

Maximum sales charge (load) imposed on purchases	None
Maximum deferred sales charge (load)	None

Annual Fund Operating Expenses (expenses that you pay each year as a percentage of the value of your investment)¹

Management Fees	0.60%
Distribution (12b-1) Fees	0.25%
Other Expenses	0.27%
Acquired Fund Fees and Expenses	0.01%
Total Annual Fund Operating Expenses	1.13%
Fee Waivers	(0.12)%
Total Annual Fund Operating Expenses After Fee Waivers²	1.01%

1. Expenses have been adjusted as necessary from amounts incurred during the Fund's most recent fiscal year to reflect current fees and expenses.
2. The Manager has contractually committed through April 30, 2026, to waive fees and/or reimburse expenses to the extent necessary to cap Total Annual Fund Operating Expenses After Fee Waivers at 1.00% for Class 2. Brokerage commissions, stamp duty fees, interest, taxes, acquired fund fees and expenses (if any), and extraordinary expenses are excluded from the expense cap. Prior to or after the commitment expiration date, the cap may be increased or the commitment to maintain the cap may be terminated only with the approval of the Board of Trustees. The Manager and/or its affiliates may also voluntarily waive all or a portion of any fees to which they are entitled and/or reimburse certain expenses as they may determine from time to time.

Example of Expenses

The example below is intended to help you compare the costs of investing in the Fund with the costs of investing in other funds. The example assumes a \$10,000 initial investment, 5% annual total return, and that fees and expenses remain the same as in the tables above. To the extent that the Manager is waiving fees or reimbursing expenses, the example assumes that such waiver or reimbursement will only be in place through the date noted above. The example does not reflect any fees or other expenses imposed in connection with VLI Policies or VA Contracts and the amounts shown would be higher if such fees and expenses were included. Although your actual costs may be higher or lower, based on these assumptions your costs would be:

After:	
1 Year	\$103
3 Years	\$347
5 Years	\$611
10 Years	\$1,364

Portfolio Turnover

The Fund pays transaction costs, such as commissions, when it buys and sells securities (or "turns over" its portfolio). A higher portfolio turnover rate may indicate higher transaction costs and may result in higher taxes when Fund shares are held in a taxable account. These costs, which are not reflected in annual fund operating expenses or in the example, affect the Fund's performance. During the most recent fiscal year, the Fund's portfolio turnover rate was 14% of the average value of its portfolio.

Principal Investment Strategies

The Fund invests in equity and fixed income securities with an emphasis on equity securities. Under normal circumstances, we invest at least 80% of the Fund's net assets in equity and fixed income securities designed to replicate the holdings and weightings of the securities comprising the S&P 500 Index and Bloomberg U.S. Treasury Index. We seek to achieve the Fund's investment objective by allocating at least 45% and up to 75% of its assets in equity securities and at least 25% and up to 55% of its assets in fixed income securities.

The Fund does not select individual securities for investment; rather, it buys substantially all of the securities of various indexes to replicate such indices. The Fund invests the equity portion of its assets in common stocks to replicate the S&P 500 Index, and invests the fixed income portion of its assets in U.S. Treasury notes and bonds to replicate the Bloomberg U.S. Treasury Index. We seek to maintain 95% or better performance correlation with the respective indexes, before fees and expenses, regardless of market conditions.

We employ both quantitative analysis and qualitative judgments in making tactical allocations among stocks and bonds. Quantitative analysis involves the use of proprietary asset allocation models, which employ various valuation techniques. Qualitative judgments are made based on assessments of a number of factors, including economic conditions, corporate earnings, monetary policy, market valuations, investor sentiment, and technical market factors. We use futures contracts to implement changes to target allocations and to make adjustments to the duration of the Fund's fixed income portion.

The percentage of Fund assets that we invest in different asset classes may temporarily deviate from the Fund's target allocations due to changes in market values. We may use cash flows or effect transactions to re-establish the target allocations.

Principal Investment Risks

An investment in the Fund may lose money, is not a deposit of a bank or its affiliates, is not insured or guaranteed by the Federal Deposit Insurance Corporation or any other governmental agency, and is primarily subject to the risks briefly summarized below.

Market Risk. The values of, and/or the income generated by, securities held by the Fund may decline due to general market conditions or other factors, including those directly involving the issuers of such securities. Securities markets are volatile and may decline significantly in response to adverse issuer, regulatory, political, or economic developments. Different sectors of the market and different security types may react differently to such developments.

Equity Securities Risk. The values of equity securities may experience periods of substantial price volatility and may decline significantly over short time periods. In general, the values of equity securities are more volatile than those of debt securities. Equity securities fluctuate in value and price in response to factors specific to the issuer of the security, such as management performance, financial condition, and market demand for the issuer's products or services, as well as factors unrelated to the fundamental condition of the issuer, including general market, economic and political conditions. Different parts of a market, industry and sector may react differently to adverse issuer, market, regulatory, political, and economic developments.

Debt Securities Risk. Debt securities are subject to credit risk and interest rate risk. Credit risk is the possibility that the issuer or guarantor of a debt security may be unable, or perceived to be unable or unwilling, to pay interest or repay principal when they become due. In these instances, the value of an investment could decline and the Fund could lose money. Credit risk increases as an issuer's credit quality or financial strength declines. Interest rate risk is the possibility that interest rates will change over time. When interest rates rise, the value of debt securities tends to fall. The longer the terms of the debt securities held by a Fund, the more the Fund is subject to this risk. If interest rates decline, interest that the Fund is able to earn on its investments in debt securities may also decline, which could cause the Fund to reduce the dividends it pays to shareholders, but the value of those securities may increase. Very low or negative interest rates may magnify interest rate risk.

Derivatives Risk. The use of derivatives, such as futures, options and swap agreements, can lead to losses, including those magnified by leverage, particularly when derivatives are used to enhance return rather than mitigate risk. Certain derivative instruments may be difficult to sell when the portfolio manager believes it would be appropriate to do so, or the other party to a derivative contract may be unwilling or unable to fulfill its contractual obligations.

Futures Contracts Risk. A Fund that uses futures contracts, which are a type of derivative, is subject to the risk of loss caused by unanticipated market movements. In addition, there may at times be an imperfect correlation between the movement in the prices of futures contracts and the value of their underlying instruments or indexes, and there may at times not be a liquid secondary market for certain futures contracts.

Index Tracking Risk. A Fund may not achieve exact correlation between the performance of the Fund and the index it tracks due to factors such as transaction costs, shareholder purchases and redemptions and the timing of changes in the composition of the index. The Fund may invest in only a representative sample of the securities that comprise the index and may hold securities not included in the index, subjecting the Fund to increased tracking risk. Maintaining investments in securities regardless of market conditions or the investment merits of the securities in seeking to replicate an index's composition or performance could cause the Fund's returns to be lower than if the Fund employed an active strategy.

Management Risk. Investment decisions, techniques, analyses or models implemented by a Fund's manager or sub-adviser in seeking to achieve the Fund's investment objective may not produce expected returns, may cause the Fund's shares to lose value or may cause the Fund to underperform other funds with similar investment objectives.

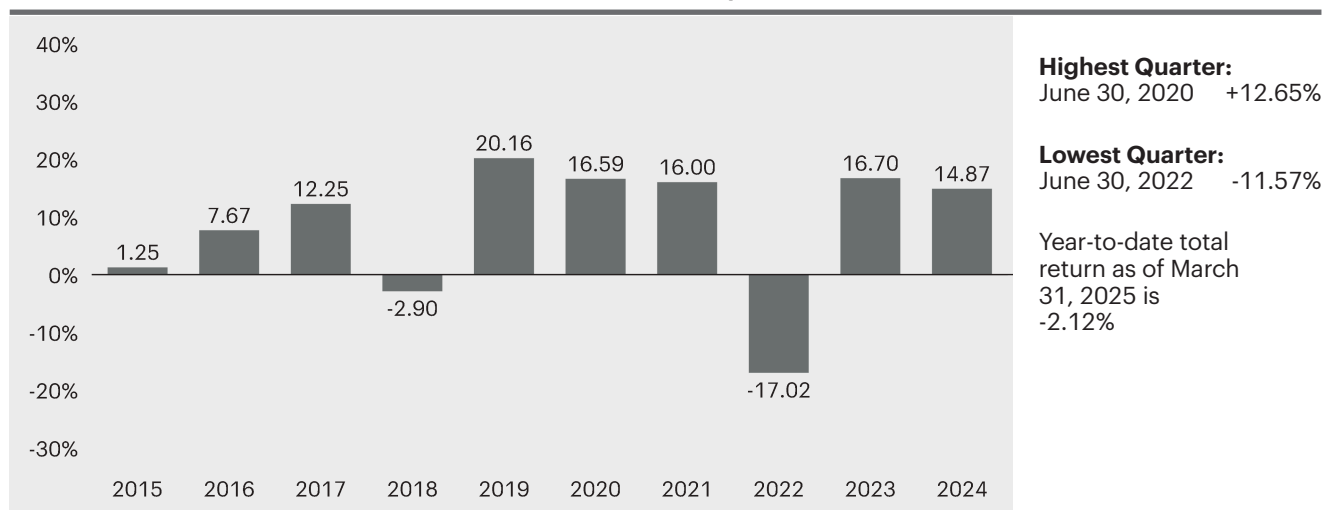
U.S. Government Obligations Risk. U.S. Government obligations may be adversely impacted by changes in interest rates, and securities issued or guaranteed by U.S. Government agencies or government-sponsored entities may not be backed by the full faith and credit of the U.S. Government. U.S. Government obligations may be adversely affected by a default by, or decline in the credit quality, of the U.S. Government.

Performance

The following information provides some indication of the risks of investing in the Fund by showing changes in the Fund's performance from year to year. The Fund's average annual total returns are compared to the performance of one or more indices. Past performance is no guarantee of future results. Current month-end performance is available on the Fund's website at allspringglobal.com.

The performance for the Fund does not reflect fees charged by VLI Policies or VA Contracts. If it did, returns would be lower.

Calendar Year Total Returns for Class 2 shares as of 12/31 each year



Average Annual Total Returns for the periods ended 12/31/2024

	Inception Date of Share Class	1 Year	5 Year	10 Year
Class 2	4/15/1994	14.87%	8.51%	7.94%
Index Asset Allocation Blended Index (Strategy Benchmark) (reflects no deduction for fees, expenses, or taxes) ¹		14.74%	8.58%	8.48%
Russell 3000® Index (Regulatory Benchmark) (reflects no deduction for fees, expenses, or taxes)		23.81%	13.86%	12.55%
Bloomberg U.S. Aggregate Bond Index (Regulatory Benchmark) (reflects no deduction for fees, expenses, or taxes)		1.25%	-0.33%	1.35%

1. Source: Allspring Funds Management, LLC. The Index Asset Allocation Blended Index is composed 60% of the S&P 500 Index and 40% of the Bloomberg U.S. Treasury Index. Prior to April 1, 2015, the Index Asset Allocation Blended Index was composed 60% of the S&P 500 Index and 40% of the Bloomberg U.S. Treasury 20+ Year Index. You cannot invest directly in an index.

Fund Management

Manager	Sub-Adviser	Portfolio Manager, Title/Managed Since
Allspring Funds Management, LLC	Allspring Global Investments, LLC	Petros N. Bocray, CFA, FRM , Portfolio Manager / 2016 Travis L. Keshenberg, CFA, CIPM, FRM , Portfolio Manager / 2022 David Kowalske, Jr. , Portfolio Manager / 2024

Purchase and Sale of Fund Shares

Shares of Allspring Variable Trust ("AVT") are not offered directly to the general public. The Trust currently offers its Fund shares to separate accounts of various life insurance companies as funding vehicles for certain VA Contracts and VLI Policies issued through the separate accounts by such life insurance companies. Many of the separate accounts are registered as investment companies with the SEC. AVT has entered into an agreement with the life insurance company sponsor of each separate account setting forth the terms and conditions pursuant to which the insurer will purchase and redeem shares of the Fund. Please refer to your VA Contract or VLI Policy prospectus for more information regarding the purchase and sale of your Fund shares.

Tax Information

For federal income tax purposes, the Fund is treated as a separate entity. The Fund intends to qualify each year as a "regulated investment company" under the Internal Revenue Code. By so qualifying, the Fund expects to have little or no liability for federal income taxes by distributing substantially all of its net investment income and net realized capital gains to the separate accounts each year. Please refer to the VA Contract or VLI Policy prospectus for additional information on tax matters.

Payments to Insurance Companies

Fund shares are available only through separate accounts issued by various life insurance companies. The Fund and its related companies may make payments to such insurance companies or their affiliates for distribution and administrative services. These payments may create a conflict of interest by influencing the insurance company to recommend the Fund over another investment. Consult your insurance company for more information about these payments.

VT Opportunity Fund Summary

Investment Objective

The Fund seeks long-term capital appreciation.

Fees and Expenses

These tables are intended to help you understand the various costs and expenses you will pay if you buy and hold shares of the Fund. These tables do not reflect any fees or other expenses imposed in connection with variable life insurance policies ("VLI Policies") or variable annuity contracts ("VA Contracts"). If they were reflected, the overall expenses would be higher than those shown.

Shareholder Fees (fees paid directly from your investment)

Maximum sales charge (load) imposed on purchases	None
Maximum deferred sales charge (load)	None

Annual Fund Operating Expenses (expenses that you pay each year as a percentage of the value of your investment)

Management Fees	0.70%
Distribution (12b-1) Fees	0.25%
Other Expenses	0.13%
Total Annual Fund Operating Expenses	1.08%
Fee Waivers	(0.08)%
Total Annual Fund Operating Expenses After Fee Waivers¹	1.00%

1. The Manager has contractually committed through April 30, 2026, to waive fees and/or reimburse expenses to the extent necessary to cap Total Annual Fund Operating Expenses After Fee Waivers at 1.00% for Class 2. Brokerage commissions, stamp duty fees, interest, taxes, acquired fund fees and expenses (if any), and extraordinary expenses are excluded from the expense cap. Prior to or after the commitment expiration date, the cap may be increased or the commitment to maintain the cap may be terminated only with the approval of the Board of Trustees. The Manager and/or its affiliates may also voluntarily waive all or a portion of any fees to which they are entitled and/or reimburse certain expenses as they may determine from time to time.

Example of Expenses

The example below is intended to help you compare the costs of investing in the Fund with the costs of investing in other funds. The example assumes a \$10,000 initial investment, 5% annual total return, and that fees and expenses remain the same as in the tables above. To the extent that the Manager is waiving fees or reimbursing expenses, the example assumes that such waiver or reimbursement will only be in place through the date noted above. The example does not reflect any fees or other expenses imposed in connection with VLI Policies or VA Contracts and the amounts shown would be higher if such fees and expenses were included. Although your actual costs may be higher or lower, based on these assumptions your costs would be:

After:	
1 Year	\$102
3 Years	\$336
5 Years	\$588
10 Years	\$1,310

Portfolio Turnover

The Fund pays transaction costs, such as commissions, when it buys and sells securities (or "turns over" its portfolio). A higher portfolio turnover rate may indicate higher transaction costs and may result in higher taxes when Fund shares are held in a taxable account. These costs, which are not reflected in annual fund operating expenses or in the example, affect the Fund's performance. During the most recent fiscal year, the Fund's portfolio turnover rate was 15% of the average value of its portfolio.

Principal Investment Strategies

Under normal circumstances, we invest:

- at least 80% of the Fund's total assets in equity securities; and
- up to 25% of the Fund's total assets in equity securities of foreign issuers, including ADRs and similar investments.

We may invest in the equity securities of companies of any market capitalization.

We invest in equity securities of companies that we believe are underpriced yet have attractive growth prospects. Our analysis is based on the determination of a company's "private market valuation," which is the price an investor would be willing to pay for the entire company. We determine a company's private market valuation based upon several types of analysis. We carry out a fundamental analysis of a company's cash flows, asset valuations, competitive situation and industry specific factors. We also gauge the company's management strength, financial health, and growth potential in determining a company's private market valuation. We place an emphasis on a company's management, even meeting with management in certain situations. Finally, we focus on the long-term strategic direction of a company. We then compare the private market valuation as determined by these factors to the company's public market price, and invest in the equity securities of those companies where we believe there is a significant gap between the two. As part of our investment process, an assessment of environmental, social and governance (ESG) factors that are deemed to have material business and/or financial risk may be considered alongside other relevant factors. The ESG factors utilized in the Fund's investment process may change over time, some factors may not be relevant with respect to all stocks and may or may not be determinative in the security selection process.

We may sell an investment when its market valuation no longer compares favorably with the company's private market valuation. In addition, we may choose to sell an investment where the fundamentals deteriorate or the strategy of the management or the management itself changes.

Principal Investment Risks

An investment in the Fund may lose money, is not a deposit of a bank or its affiliates, is not insured or guaranteed by the Federal Deposit Insurance Corporation or any other governmental agency, and is primarily subject to the risks briefly summarized below.

Market Risk. The values of, and/or the income generated by, securities held by the Fund may decline due to general market conditions or other factors, including those directly involving the issuers of such securities. Securities markets are volatile and may decline significantly in response to adverse issuer, regulatory, political, or economic developments. Different sectors of the market and different security types may react differently to such developments.

Equity Securities Risk. The values of equity securities may experience periods of substantial price volatility and may decline significantly over short time periods. In general, the values of equity securities are more volatile than those of debt securities. Equity securities fluctuate in value and price in response to factors specific to the issuer of the security, such as management performance, financial condition, and market demand for the issuer's products or services, as well as factors unrelated to the fundamental condition of the issuer, including general market, economic and political conditions. Different parts of a market, industry and sector may react differently to adverse issuer, market, regulatory, political, and economic developments.

Foreign Investment Risk. Foreign investments may be subject to lower liquidity, greater price volatility and risks related to adverse political, regulatory, market or economic developments. Foreign investments may involve exposure to changes in foreign currency exchange rates and may be subject to higher withholding and other taxes.

Growth/Value Investing Risk. Securities that exhibit growth or value characteristics tend to perform differently and shift into and out of favor with investors depending on changes in market and economic sentiment and conditions.

Management Risk. Investment decisions, techniques, analyses or models implemented by a Fund's manager or sub-adviser in seeking to achieve the Fund's investment objective may not produce expected returns, may cause the Fund's shares to lose value or may cause the Fund to underperform other funds with similar investment objectives.

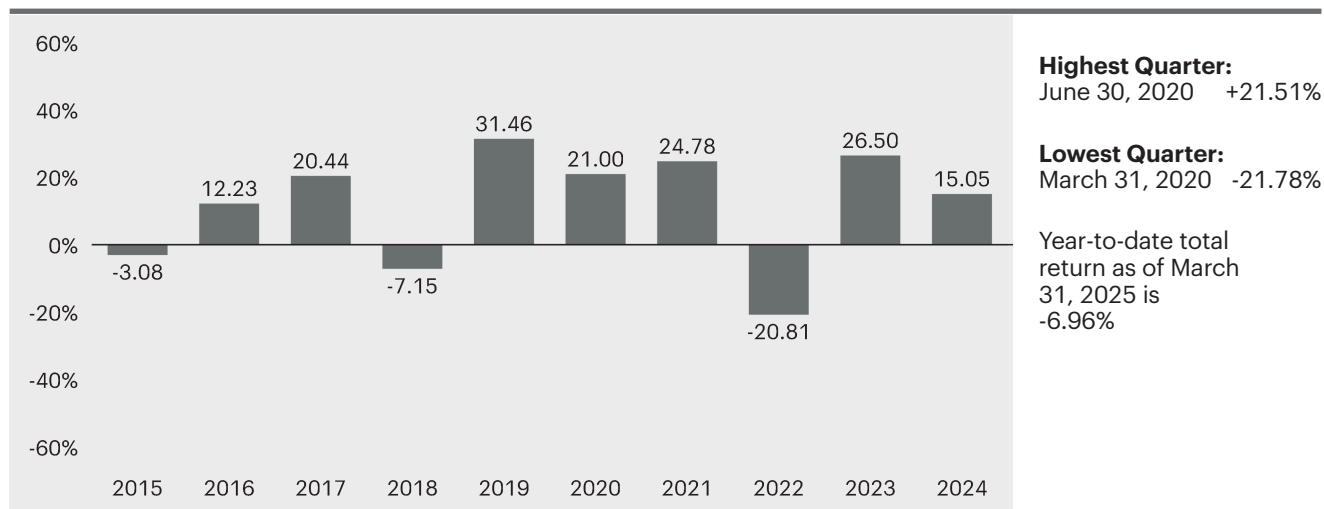
Smaller Company Securities Risk. Securities of companies with smaller market capitalizations tend to be more volatile and less liquid than those of larger companies.

Performance

The following information provides some indication of the risks of investing in the Fund by showing changes in the Fund's performance from year to year. The Fund's average annual total returns are compared to the performance of one or more indices. Past performance is no guarantee of future results. Current month-end performance is available on the Fund's website at allspringglobal.com.

The performance for the Fund does not reflect fees charged by VLI Policies or VA Contracts. If it did, returns would be lower.

Calendar Year Total Returns for Class 2 shares as of 12/31 each year



Average Annual Total Returns for the periods ended 12/31/2024

	Inception Date of Share Class	1 Year	5 Year	10 Year
Class 2	5/8/1992	15.05%	11.72%	10.78%
Russell 3000® Index (Strategy and Regulatory Benchmark) (reflects no deduction for fees, expenses, or taxes)		23.81%	13.86%	12.55%

Fund Management

Manager	Sub-Adviser	Portfolio Manager, Title/Managed Since
Allspring Funds Management, LLC	Allspring Global Investments, LLC	Christopher G. Miller, CFA , Portfolio Manager / 2017

Purchase and Sale of Fund Shares

Shares of Allspring Variable Trust ("AVT") are not offered directly to the general public. The Trust currently offers its Fund shares to separate accounts of various life insurance companies as funding vehicles for certain VA Contracts and VLI Policies issued through the separate accounts by such life insurance companies. Many of the separate accounts are registered as investment companies with the SEC. AVT has entered into an agreement with the life insurance company sponsor of each separate account setting forth the terms and conditions pursuant to which the insurer will purchase and redeem shares of the Fund. Please refer to your VA Contract or VLI Policy prospectus for more information regarding the purchase and sale of your Fund shares.

Tax Information

For federal income tax purposes, the Fund is treated as a separate entity. The Fund intends to qualify each year as a "regulated investment company" under the Internal Revenue Code. By so qualifying, the Fund expects to have little or no liability for federal income taxes by distributing substantially all of its net investment income and net realized capital gains to the separate accounts each year. Please refer to the VA Contract or VLI Policy prospectus for additional information on tax matters.

Payments to Insurance Companies

Fund shares are available only through separate accounts issued by various life insurance companies. The Fund and its related companies may make payments to such insurance companies or their affiliates for distribution and administrative services. These payments may create a conflict of interest by influencing the insurance company to recommend the Fund over another investment. Consult your insurance company for more information about these payments.

VT Small Cap Growth Fund Summary

Investment Objective

The Fund seeks long-term capital appreciation.

Fees and Expenses

These tables are intended to help you understand the various costs and expenses you will pay if you buy and hold shares of the Fund. These tables do not reflect any fees or other expenses imposed in connection with variable life insurance policies ("VLI Policies") or variable annuity contracts ("VA Contracts"). If they were reflected, the overall expenses would be higher than those shown.

Shareholder Fees (fees paid directly from your investment)

Maximum sales charge (load) imposed on purchases	None
Maximum deferred sales charge (load)	None

Annual Fund Operating Expenses (expenses that you pay each year as a percentage of the value of your investment)

Management Fees	0.80%
Distribution (12b-1) Fees	0.25%
Other Expenses	0.12%
Total Annual Fund Operating Expenses	1.17%
Fee Waivers	(0.00)%
Total Annual Fund Operating Expenses After Fee Waivers¹	1.17%

1. The Manager has contractually committed through April 30, 2026, to waive fees and/or reimburse expenses to the extent necessary to cap Total Annual Fund Operating Expenses After Fee Waivers at 1.20% for Class 2. Brokerage commissions, stamp duty fees, interest, taxes, acquired fund fees and expenses (if any), and extraordinary expenses are excluded from the expense cap. Prior to or after the commitment expiration date, the cap may be increased or the commitment to maintain the cap may be terminated only with the approval of the Board of Trustees. The Manager and/or its affiliates may also voluntarily waive all or a portion of any fees to which they are entitled and/or reimburse certain expenses as they may determine from time to time.

Example of Expenses

The example below is intended to help you compare the costs of investing in the Fund with the costs of investing in other funds. The example assumes a \$10,000 initial investment, 5% annual total return, and that fees and expenses remain the same as in the tables above. To the extent that the Manager is waiving fees or reimbursing expenses, the example assumes that such waiver or reimbursement will only be in place through the date noted above. The example does not reflect any fees or other expenses imposed in connection with VLI Policies or VA Contracts and the amounts shown would be higher if such fees and expenses were included. Although your actual costs may be higher or lower, based on these assumptions your costs would be:

After:	
1 Year	\$119
3 Years	\$372
5 Years	\$644
10 Years	\$1,420

Portfolio Turnover

The Fund pays transaction costs, such as commissions, when it buys and sells securities (or "turns over" its portfolio). A higher portfolio turnover rate may indicate higher transaction costs and may result in higher taxes when Fund shares are held in a taxable account. These costs, which are not reflected in annual fund operating expenses or in the example, affect the Fund's performance. During the most recent fiscal year, the Fund's portfolio turnover rate was 79% of the average value of its portfolio.

Principal Investment Strategies

Under normal circumstances, we invest:

- 80% of the Fund's net assets in equity securities of small-capitalization companies.

We invest principally in equity securities of small-capitalization companies that we believe have prospects for robust and sustainable growth of revenues and earnings. We define small-capitalization companies as those with market capitalizations within the range of the Russell 2000® Index at the time of purchase. The market capitalization range of the Russell 2000® Index was approximately \$1.15 million to \$15.26 billion as of March 31, 2025, and is expected to change frequently.

We seek to identify companies that have the prospect for robust sales and earnings growth rates, that enjoy a competitive advantage and that we believe have effective management with a history of making investments that are in the best interests of shareholders. Furthermore, we seek to identify companies that embrace innovation and foster disruption using technology to maximize efficiencies, gain pricing advantages, and take market share from competitors. We believe innovation found in companies on the "right side of change" are benefiting from technological, demographic, lifestyle and environmental trends, and are often mispriced in today's public equity markets. This mispricing is a key inefficiency that the team seeks to exploit through intensive fundamental research. We pay particular attention to how management teams allocate capital in order to drive future cash flow; this includes the allocation of human capital, financial capital, and social capital. We believe successful allocation of such resources has a correlation with key indicators of future performance. Price objectives are determined based on industry-specific valuation methodologies, including relative price-to-earnings multiples, price-to-book value, operating profit margin trends, enterprise value to EBITDA (earnings before interest, taxes, depreciation and amortization) and free cash flow yield. Portfolio holdings are continuously monitored for changes in fundamentals. The team seeks a favorable risk/reward relationship to fair valuation, which we define as the value of the company (i.e., our price target for the stock) relative to where the stock is currently trading. We may invest in any sector, and at times the Fund may emphasize one or more particular sectors. We may choose to sell a holding when it no longer offers favorable growth prospects, reaches our target price, or to take advantage of a better investment opportunity.

Principal Investment Risks

An investment in the Fund may lose money, is not a deposit of a bank or its affiliates, is not insured or guaranteed by the Federal Deposit Insurance Corporation or any other governmental agency, and is primarily subject to the risks briefly summarized below.

Market Risk. The values of, and/or the income generated by, securities held by the Fund may decline due to general market conditions or other factors, including those directly involving the issuers of such securities. Securities markets are volatile and may decline significantly in response to adverse issuer, regulatory, political, or economic developments. Different sectors of the market and different security types may react differently to such developments.

Equity Securities Risk. The values of equity securities may experience periods of substantial price volatility and may decline significantly over short time periods. In general, the values of equity securities are more volatile than those of debt securities. Equity securities fluctuate in value and price in response to factors specific to the issuer of the security, such as management performance, financial condition, and market demand for the issuer's products or services, as well as factors unrelated to the fundamental condition of the issuer, including general market, economic and political conditions. Different parts of a market, industry and sector may react differently to adverse issuer, market, regulatory, political, and economic developments.

Smaller Company Securities Risk. Securities of companies with smaller market capitalizations tend to be more volatile and less liquid than those of larger companies.

Growth/Value Investing Risk. Securities that exhibit growth or value characteristics tend to perform differently and shift into and out of favor with investors depending on changes in market and economic sentiment and conditions.

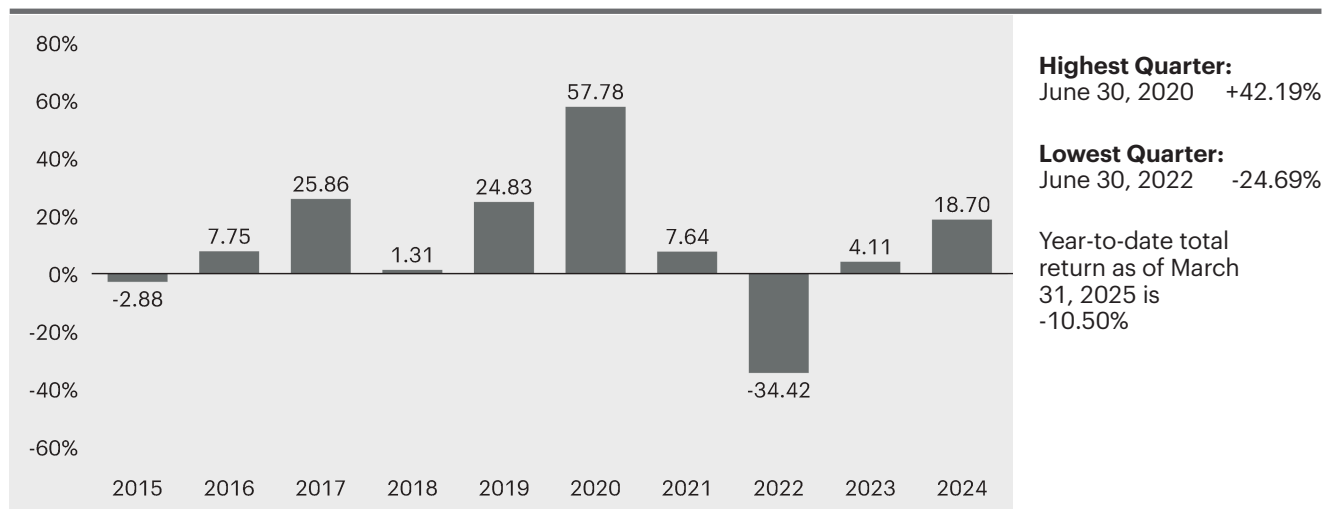
Management Risk. Investment decisions, techniques, analyses or models implemented by a Fund's manager or sub-adviser in seeking to achieve the Fund's investment objective may not produce expected returns, may cause the Fund's shares to lose value or may cause the Fund to underperform other funds with similar investment objectives.

Performance

The following information provides some indication of the risks of investing in the Fund by showing changes in the Fund's performance from year to year. The Fund's average annual total returns are compared to the performance of one or more indices. Past performance is no guarantee of future results. Current month-end performance is available on the Fund's website at allspringglobal.com.

The performance for the Fund does not reflect fees charged by VLI Policies or VA Contracts. If it did, returns would be lower.

Calendar Year Total Returns for Class 2 shares as of 12/31 each year



Average Annual Total Returns for the periods ended 12/31/2024

	Inception Date of Share Class	1 Year	5 Year	10 Year
Class 2	5/1/1995	18.70%	6.60%	8.65%
Russell 2000® Growth Index (Strategy Benchmark) (reflects no deduction for fees, expenses, or taxes)		15.15%	6.86%	8.09%
Russell 3000® Index (Regulatory Benchmark) (reflects no deduction for fees, expenses, or taxes)		23.81%	13.86%	12.55%

Fund Management

Manager	Sub-Adviser	Portfolio Manager, Title/Managed Since
Allspring Funds Management, LLC	Allspring Global Investments, LLC	Robert Gruendyke, CFA , Portfolio Manager / 2020 David Nazaret, CFA , Portfolio Manager / 2020 Michael T. Smith, CFA , Portfolio Manager / 2024 Christopher J. Warner , Portfolio Manager / 2024

Purchase and Sale of Fund Shares

Shares of Allspring Variable Trust (“AVT”) are not offered directly to the general public. The Trust currently offers its Fund shares to separate accounts of various life insurance companies as funding vehicles for certain VA Contracts and VLI Policies issued through the separate accounts by such life insurance companies. Many of the separate accounts are registered as investment companies with the SEC. AVT has entered into an agreement with the life insurance company sponsor of each separate account setting forth the terms and conditions pursuant to which the insurer will purchase and redeem shares of the Fund. Please refer to your VA Contract or VLI Policy prospectus for more information regarding the purchase and sale of your Fund shares.

Tax Information

For federal income tax purposes, the Fund is treated as a separate entity. The Fund intends to qualify each year as a “regulated investment company” under the Internal Revenue Code. By so qualifying, the Fund expects to have little or no liability for federal income taxes by distributing substantially all of its net investment income and net realized capital gains to the separate accounts each year. Please refer to the VA Contract or VLI Policy prospectus for additional information on tax matters.

Payments to Insurance Companies

Fund shares are available only through separate accounts issued by various life insurance companies. The Fund and its related companies may make payments to such insurance companies or their affiliates for distribution and administrative services. These payments may create a conflict of interest by influencing the insurance company to recommend the Fund over another investment. Consult your insurance company for more information about these payments.

Details About the Funds

VT Discovery All Cap Growth Fund

Investment Objective

The Fund seeks long-term capital appreciation.

The Fund's Board of Trustees can change this investment objective without a shareholder vote.

Principal Investment Strategies

Under normal circumstances,

- the Fund invests at least 80% of its total assets in equity securities; and
- may invest up to 25% of its total assets in equity securities of foreign issuers, including ADRs and similar investments.

We may invest in the equity securities of companies of any market capitalization.

We seek to identify companies that have the prospect for robust sales and earnings growth rates, that enjoy a competitive advantage and that we believe have effective management with a history of making investments that are in the best interests of shareholders. Furthermore, we seek to identify companies that embrace innovation and foster disruption using technology to maximize efficiencies, gain pricing advantages, and take market share from competitors. We believe innovation found in companies on the "right side of change" are benefiting from technological, demographic, lifestyle and environmental trends, and are often mispriced in today's public equity markets. This mispricing is a key inefficiency that the team seeks to exploit through intensive fundamental research. We pay particular attention to how management teams allocate capital in order to drive future cash flow; this includes the allocation of human capital, financial capital, and social capital. We believe successful allocation of such resources has a correlation with key indicators of future performance. Price objectives are determined based on industry-specific valuation methodologies, including relative price-to-earnings multiples, price-to-book value, operating profit margin trends, enterprise value to EBITDA (earnings before interest, taxes, depreciation and amortization) and free cash flow yield. Portfolio holdings are continuously monitored for changes in fundamentals. The team seeks a favorable risk/reward relationship to fair valuation, which we define as the value of the company (i.e., our price target for the stock) relative to where the stock is currently trading. We may invest in any sector, and at times the Fund may emphasize one or more particular sectors. We may choose to sell a holding when it no longer offers favorable growth prospects, reaches our target price, or to take advantage of a better investment opportunity.

We may actively trade portfolio securities, which may lead to higher transaction costs that may affect the Fund's performance. In addition, active trading of portfolio securities may lead to higher taxes if your shares are held in a taxable account.

The Fund may hold some of its assets in cash or in money market instruments, including U.S. Government obligations, shares of other funds and repurchase agreements, or make other short-term investments for purposes of maintaining liquidity or for short-term defensive purposes when we believe it is in the best interests of the shareholders to do so. During such periods, the Fund may not achieve its objective.

Principal Investment Risks

The Fund is primarily subject to the risks mentioned below.

- | | |
|---------------------------|-----------------------------------|
| ▪ Market Risk | ▪ Growth/Value Investing Risk |
| ▪ Equity Securities Risk | ▪ Management Risk |
| ▪ Foreign Investment Risk | ▪ Smaller Company Securities Risk |

These and other risks could cause you to lose money in your investment in the Fund and could adversely affect the Fund's net asset value and total return. These risks are described in the "Description of Principal Investment Risks" section.

VT Discovery SMID Cap Growth Fund

Investment Objective

The Fund seeks long-term capital appreciation.

The Fund's Board of Trustees can change this investment objective without a shareholder vote.

Principal Investment Strategies

Under normal circumstances, we invest:

- at least 80% of the Fund's net assets in equity securities of small- and medium-capitalization companies; and
- up to 25% of the Fund's total assets in equity securities of foreign issuers through ADRs and similar investments.

We invest in equity securities of small- and medium-capitalization companies that we believe offer favorable opportunities for growth. We define small- and medium capitalization companies as those with market capitalizations at the time of purchase equal to or lower than the company with the largest market capitalization in the Russell Midcap® Index, which was approximately \$198.61 billion as of March 31, 2025, and is expected to change frequently. We may also invest in equity securities of foreign issuers through ADRs and similar investments.

We seek to identify companies that have the prospect for robust sales and earnings growth rates, that enjoy a competitive advantage and that we believe have effective management with a history of making investments that are in the best interests of shareholders. Furthermore, we seek to identify companies that embrace innovation and foster disruption using technology to maximize efficiencies, gain pricing advantages, and take market share from competitors. We believe innovation found in companies on the "right side of change" are benefiting from technological, demographic, lifestyle and environmental trends, and are often mispriced in today's public equity markets. This mispricing is a key inefficiency that the team seeks to exploit through intensive fundamental research. We pay particular attention to how management teams allocate capital in order to drive future cash flow; this includes the allocation of human capital, financial capital, and social capital. We believe successful allocation of such resources has a correlation with key indicators of future performance. Price objectives are determined based on industry-specific valuation methodologies, including relative price-to-earnings multiples, price-to-book value, operating profit margin trends, enterprise value to EBITDA (earnings before interest, taxes, depreciation and amortization) and free cash flow yield. Portfolio holdings are continuously monitored for changes in fundamentals. The team seeks a favorable risk/reward relationship to fair valuation, which we define as the value of the company (i.e., our price target for the stock) relative to where the stock is currently trading. We may invest in any sector, and at times the Fund may emphasize one or more particular sectors. We may choose to sell a holding when it no longer offers favorable growth prospects, reaches our target price, or to take advantage of a better investment opportunity.

We may actively trade portfolio securities, which may lead to higher transaction costs that may affect the Fund's performance. In addition, active trading of portfolio securities may lead to higher taxes if your shares are held in a taxable account.

The Fund may hold some of its assets in cash or in money market instruments, including U.S. Government obligations, shares of other funds and repurchase agreements, or make other short-term investments for purposes of maintaining liquidity or for short-term defensive purposes when we believe it is in the best interests of the shareholders to do so. During such periods, the Fund may not achieve its objective.

Principal Investment Risks

The Fund is primarily subject to the risks mentioned below.

- | | |
|-----------------------------------|-------------------------------|
| ▪ Market Risk | ▪ Foreign Investment Risk |
| ▪ Equity Securities Risk | ▪ Growth/Value Investing Risk |
| ▪ Smaller Company Securities Risk | ▪ Management Risk |

These and other risks could cause you to lose money in your investment in the Fund and could adversely affect the Fund's net asset value and total return. These risks are described in the "Description of Principal Investment Risks" section.

VT Index Asset Allocation Fund

Investment Objective

The Fund seeks long-term total return, consisting of capital appreciation and current income.

The Fund's Board of Trustees can change this investment objective without a shareholder vote.

Principal Investment Strategies

The Fund invests in equity and fixed income securities with an emphasis on equity securities. Under normal circumstances, we invest at least 80% of the Fund's net assets in equity and fixed income securities designed to replicate the holdings and weightings of the securities comprising the S&P 500 Index and Bloomberg U.S. Treasury Index. We seek to achieve the Fund's investment objective by allocating at least 45% and up to 75% of its assets in equity securities and at least 25% and up to 55% of its assets in fixed income securities.

The Fund does not select individual securities for investment; rather, it buys substantially all of the securities of various indexes to replicate such indices. The Fund invests the equity portion of its assets in common stocks to replicate the S&P 500 Index, and invests the fixed income portion of its assets in U.S. Treasury notes and bonds to replicate the Bloomberg U.S. Treasury Index. We seek to maintain 95% or better performance correlation with the respective indexes, before fees and expenses, regardless of market conditions.

We employ both quantitative analysis and qualitative judgments in making tactical allocations among stocks and bonds. Quantitative analysis involves the use of proprietary asset allocation models, which employ various valuation techniques. Qualitative judgments are made based on assessments of a number of factors, including economic conditions, corporate earnings, monetary policy, market valuations, investor sentiment, and technical market factors. We use futures contracts to implement changes to target allocations and to make adjustments to the duration of the Fund's fixed income portion.

The percentage of Fund assets that we invest in different asset classes may temporarily deviate from the Fund's target allocations due to changes in market values. We may use cash flows or effect transactions to re-establish the target allocations.

We may actively trade portfolio securities, which may lead to higher transaction costs that may affect the Fund's performance. In addition, active trading of portfolio securities may lead to higher taxes if your shares are held in a taxable account.

The Fund may hold some of its assets in cash or in money market instruments, including U.S. Government obligations, shares of other funds and repurchase agreements, or make other short-term investments for purposes of maintaining liquidity or for short-term defensive purposes when we believe it is in the best interests of the shareholders to do so. During such periods, the Fund may not achieve its objective.

Principal Investment Risks

The Fund is primarily subject to the risks mentioned below.

- Market Risk
- Equity Securities Risk
- Debt Securities Risk
- Derivatives Risk
- Futures Contracts Risk
- Index Tracking Risk
- Management Risk
- U.S. Government Obligations Risk

These and other risks could cause you to lose money in your investment in the Fund and could adversely affect the Fund's net asset value and total return. These risks are described in the "Description of Principal Investment Risks" section.

VT Opportunity Fund

Investment Objective

The Fund seeks long-term capital appreciation.

The Fund's Board of Trustees can change this investment objective without a shareholder vote.

Principal Investment Strategies

Under normal circumstances, we invest:

- at least 80% of the Fund's total assets in equity securities; and
- up to 25% of the Fund's total assets in equity securities of foreign issuers, including ADRs and similar investments.

We may invest in the equity securities of companies of any market capitalization.

We invest in equity securities of companies that we believe are underpriced yet have attractive growth prospects. Our analysis is based on the determination of a company's "private market valuation," which is the price an investor would be willing to pay for the entire company. We determine a company's private market valuation based upon several types of analysis. We carry out a fundamental analysis of a company's cash flows, asset valuations, competitive situation and industry specific factors. We also gauge the company's management strength, financial health, and growth potential in determining a company's private market valuation. We place an emphasis on a company's management, even meeting with management in certain situations. Finally, we focus on the long-term strategic direction of a company. We then compare the private market valuation as determined by these factors to the company's public market price, and invest in the equity securities of those companies where we believe there is a significant gap between the two. As part of our investment process, an assessment of environmental, social and governance (ESG) factors that are deemed to have material business and/or financial risk may be considered alongside other relevant factors. The ESG factors utilized in the Fund's investment process may change over time, some factors may not be relevant with respect to all stocks and may or may not be determinative in the security selection process.

We may sell an investment when its market valuation no longer compares favorably with the company's private market valuation. In addition, we may choose to sell an investment where the fundamentals deteriorate or the strategy of the management or the management itself changes.

We may actively trade portfolio securities, which may lead to higher transaction costs that may affect the Fund's performance. In addition, active trading of portfolio securities may lead to higher taxes if your shares are held in a taxable account.

The Fund may hold some of its assets in cash or in money market instruments, including U.S. Government obligations, shares of other funds and repurchase agreements, or make other short-term investments for purposes of maintaining liquidity or for short-term defensive purposes when we believe it is in the best interests of the shareholders to do so. During such periods, the Fund may not achieve its objective.

Principal Investment Risks

The Fund is primarily subject to the risks mentioned below.

- | | |
|---------------------------|-----------------------------------|
| ▪ Market Risk | ▪ Growth/Value Investing Risk |
| ▪ Equity Securities Risk | ▪ Management Risk |
| ▪ Foreign Investment Risk | ▪ Smaller Company Securities Risk |

These and other risks could cause you to lose money in your investment in the Fund and could adversely affect the Fund's net asset value and total return. These risks are described in the "Description of Principal Investment Risks" section.

VT Small Cap Growth Fund

Investment Objective

The Fund seeks long-term capital appreciation.

The Fund's Board of Trustees can change this investment objective without a shareholder vote.

Principal Investment Strategies

Under normal circumstances, we invest:

- 80% of the Fund's net assets in equity securities of small-capitalization companies.

We invest principally in equity securities of small-capitalization companies that we believe have prospects for robust and sustainable growth of revenues and earnings. We define small-capitalization companies as those with market capitalizations within the range of the Russell 2000® Index at the time of purchase. The market capitalization range of the Russell 2000® Index was approximately \$1.15 million to \$15.26 billion as of March 31, 2025, and is expected to change frequently.

We seek to identify companies that have the prospect for robust sales and earnings growth rates, that enjoy a competitive advantage and that we believe have effective management with a history of making investments that are in the best interests of shareholders. Furthermore, we seek to identify companies that embrace innovation and foster disruption using technology to maximize efficiencies, gain pricing advantages, and take market share from competitors. We believe innovation found in companies on the "right side of change" are benefiting from technological, demographic, lifestyle and environmental trends, and are often mispriced in today's public equity markets. This mispricing is a key inefficiency that the team seeks to exploit through intensive fundamental research. We pay particular attention to how management teams allocate capital in order to drive future cash flow; this includes the allocation of human capital, financial capital, and social capital. We believe successful allocation of such resources has a correlation with key indicators of future performance. Price objectives are determined based on industry-specific valuation methodologies, including relative price-to-earnings multiples, price-to-book value, operating profit margin trends, enterprise value to EBITDA (earnings before interest, taxes, depreciation and amortization) and free cash flow yield. Portfolio holdings are continuously monitored for changes in fundamentals. The team seeks a favorable risk/reward relationship to fair valuation, which we define as the value of the company (i.e., our price target for the stock) relative to where the stock is currently trading. We may invest in any sector, and at times the Fund may emphasize one or more particular sectors. We may choose to sell a holding when it no longer offers favorable growth prospects, reaches our target price, or to take advantage of a better investment opportunity.

We may actively trade portfolio securities, which may lead to higher transaction costs that may affect the Fund's performance. In addition, active trading of portfolio securities may lead to higher taxes if your shares are held in a taxable account.

The Fund may hold some of its assets in cash or in money market instruments, including U.S. Government obligations, shares of other funds and repurchase agreements, or make other short-term investments for purposes of maintaining liquidity or for short-term defensive purposes when we believe it is in the best interests of the shareholders to do so. During such periods, the Fund may not achieve its objective.

Principal Investment Risks

The Fund is primarily subject to the risks mentioned below.

- Market Risk
- Equity Securities Risk
- Smaller Company Securities Risk
- Growth/Value Investing Risk
- Management Risk

These and other risks could cause you to lose money in your investment in the Fund and could adversely affect the Fund's net asset value and total return. These risks are described in the "Description of Principal Investment Risks" section.

Description of Principal Investment Risks

Understanding the risks involved in fund investing will help you make an informed decision that takes into account your risk tolerance and preferences. The risks that are most likely to have a material effect on a particular Fund as a whole are called “principal risks.” The principal risks for each Fund have been previously identified and are described below (in alphabetical order). Additional information about the principal risks is included in the Statement of Additional Information.

Debt Securities Risk. Debt securities are subject to credit risk and interest rate risk. Credit risk is the possibility that the issuer or guarantor of a debt security may be unable, or perceived to be unable or unwilling, to pay interest or repay principal when they become due. In these instances, the value of an investment could decline and the Fund could lose money. Credit risk increases as an issuer’s credit quality or financial strength declines. The credit quality of a debt security may deteriorate rapidly and cause significant deterioration in the Fund’s net asset value. Interest rate risk is the possibility that interest rates will change over time. When interest rates rise, the value of debt securities tends to fall. The longer the terms of the debt securities held by a Fund, the more the Fund is subject to this risk. If interest rates decline, interest that the Fund is able to earn on its investments in debt securities may also decline, which could cause the Fund to reduce the dividends it pays to shareholders, but the value of those securities may increase. Some debt securities give the issuers the option to call, redeem or prepay the securities before their maturity dates. If an issuer calls, redeems or prepays a debt security during a time of declining interest rates, the Fund might have to reinvest the proceeds in a security offering a lower yield, and therefore might not benefit from any increase in value as a result of declining interest rates. Very low or negative interest rates may magnify interest rate risk. Changing interest rates, including rates that fall below zero, may have unpredictable effects on markets, may result in heightened market volatility and may detract from Fund performance to the extent the Fund is exposed to such interest rates. Interest rate changes and their impact on the Fund and its share price can be sudden and unpredictable. Changes in market conditions and government policies may lead to periods of heightened volatility in the debt securities market, reduced liquidity Fund investments and an increase in Fund redemptions.

Derivatives Risk. The use of derivatives, such as futures, options and swap agreements, presents risks different from, and possibly greater than, the risks associated with investing directly in traditional securities. The use of derivatives can lead to losses because of adverse movements in the price or value of the derivatives’ underlying assets, indexes or rates and the derivatives themselves, which may be magnified by certain features of the derivatives. These risks are heightened when derivatives are used to enhance a Fund’s return or as a substitute for a position or security, rather than solely to hedge (or mitigate) the risk of a position or security held by the Fund. The success of a derivative strategy will be affected by the portfolio manager’s ability to assess and predict market or economic developments and their impact on the derivatives’ underlying assets, indexes or reference rates, as well as the derivatives themselves. Certain derivative instruments may become illiquid and, as a result, may be difficult to sell when the portfolio manager believes it would be appropriate to do so. Certain derivatives create leverage, which can magnify the impact of a decline in the value of their underlying assets, indexes or reference rates, and increase the volatility of the Fund’s net asset value. Certain derivatives (e.g., over-the-counter swaps) are also subject to the risk that the counterparty to the derivative contract will be unwilling or unable to fulfill its contractual obligations, which may cause a Fund to lose money, suffer delays or incur costs arising from holding or selling an underlying asset. Changes in laws or regulations may make the use of derivatives more costly, may limit the availability of derivatives, or may otherwise adversely affect the use, value or performance of derivatives.

Equity Securities Risk. The values of equity securities may experience periods of substantial price volatility and may decline significantly over short time periods. In general, the values of equity securities are more volatile than those of debt securities. Equity securities fluctuate in value and price in response to factors specific to the issuer of the security, such as management performance, financial condition, and market demand for the issuer’s products or services, as well as factors unrelated to the fundamental condition of the issuer, including general market, economic and political conditions. Investing in equity securities poses risks specific to an issuer, as well as to the particular type of company issuing the equity securities. For example, investing in the equity securities of small- or mid-capitalization companies can involve greater risk than is customarily associated with investing in stocks of larger, more-established companies. Different parts of a market, industry and sector may react differently to adverse issuer, market, regulatory, political, and economic developments. Negative news or a poor outlook for a particular industry or sector can cause the share prices of securities of companies in that industry or sector to decline. This risk may be heightened for a Fund that invests a substantial portion of its assets in a particular industry or sector.

Foreign Investment Risk. Foreign investments may be subject to lower liquidity, greater price volatility and risks related to adverse political, regulatory, market or economic developments. Foreign companies may be subject to significantly higher levels of taxation than U.S. companies, including potentially confiscatory levels of taxation, thereby reducing the

earnings potential of such foreign companies. Foreign investments may involve exposure to changes in foreign currency exchange rates. Such changes may reduce the U.S. dollar value of the investments. Foreign investments may be subject to additional risks, such as potentially higher withholding and other taxes, and may also be subject to greater trade settlement, custodial, and other operational risks than domestic investments. Certain foreign markets may also be characterized by less stringent investor protection and disclosure standards.

Futures Contracts Risk. A Fund that uses futures contracts, which are a type of derivative, is subject to the risk of loss caused by unanticipated market movements. In addition, there may at times be an imperfect correlation between the movement in the prices of futures contracts and the value of their underlying instruments or indexes, and there may at times not be a liquid secondary market for certain futures contracts.

Index Tracking Risk. A Fund may not achieve exact correlation between the performance of the Fund and the index it tracks due to factors such as transaction costs, shareholder purchases and redemptions and the timing of changes in the composition of the index. The Fund may invest in only a representative sample of the securities that comprise the index and may hold securities not included in the index, subjecting the Fund to increased tracking risk. Maintaining investments in securities regardless of market conditions or the investment merits of the securities in seeking to replicate an index's composition or performance could cause the Fund's returns to be lower than if the Fund employed an active strategy.

Growth/Value Investing Risk. Securities that exhibit certain characteristics, such as growth characteristics or value characteristics, tend to perform differently and shift into and out of favor with investors depending on changes in market and economic sentiment and conditions. As a result, a Fund's performance may at times be worse than the performance of other mutual funds that invest more broadly or in securities that exhibit different characteristics.

Management Risk. Investment decisions, techniques, analyses or models implemented by a Fund's manager or sub-adviser in seeking to achieve the Fund's investment objective may not produce the returns expected, may cause the Fund's shares to lose value or may cause the Fund to underperform other funds with similar investment objectives.

Market Risk. The values of, and/or the income generated by, securities held by a Fund may decline due to general market conditions or other factors, including those directly involving the issuers of such securities. Securities markets are volatile and may decline significantly in response to adverse issuer, regulatory, political, or economic developments. Different sectors of the market and different security types may react differently to such developments. Political, geopolitical, natural and other events, including war, terrorism, trade disputes, government shutdowns, market closures, inflation, natural and environmental disasters, epidemics, pandemics and other public health crises and related events have led, and in the future may lead, to economic uncertainty, decreased economic activity, increased market volatility and other disruptive effects on U.S. and global economies and markets. Such events may have significant adverse direct or indirect effects on a Fund and its investments. In addition, economies and financial markets throughout the world are becoming increasingly interconnected, which increases the likelihood that events or conditions in one country or region will adversely impact markets or issuers in other countries or regions.

Smaller Company Securities Risk. Securities of companies with smaller market capitalizations tend to be more volatile and less liquid than those of larger companies. Smaller companies may have no or relatively short operating histories, limited financial resources or may have recently become public companies. Some of these companies have aggressive capital structures, including high debt levels, or are involved in rapidly growing or changing industries and/or new technologies.

U.S. Government Obligations Risk. U.S. Government obligations may be adversely impacted by changes in interest rates, and securities issued or guaranteed by U.S. Government agencies or government-sponsored entities may not be backed by the full faith and credit of the U.S. Government. If a government-sponsored entity is unable to meet its obligations or its creditworthiness declines, the performance of a Fund that holds securities issued or guaranteed by the entity will be adversely impacted. U.S. Government obligations may be adversely affected by a default by, or decline in the credit quality, of the U.S. Government.

Portfolio Holdings Information

A description of the Allspring Funds' policies and procedures with respect to disclosure of the Funds' portfolio holdings is available in the Funds' Statement of Additional Information.

Pricing Fund Shares

A Fund's NAV is the value of a single share. The NAV is calculated as of the close of regular trading on the New York Stock Exchange ("NYSE") (generally 4:00 p.m. Eastern time) on each day that the NYSE is open, although a Fund may deviate from this calculation time under unusual or unexpected circumstances. The NAV is calculated separately for each class of shares of a multiple-class Fund. To calculate the NAV of a Fund's shares, the Fund's assets are valued and totaled, liabilities are subtracted, and the balance, called net assets, is divided by the number of shares outstanding. The price at which a purchase or redemption request is processed is based on the next NAV calculated after the request is received in good order. Generally, NAV is not calculated, and purchase and redemption requests are not processed, on days that the NYSE is closed for trading; however under unusual or unexpected circumstances a Fund may elect to remain open even on days that the NYSE is closed or closes early. To the extent that a Fund's assets are traded in various markets on days when the Fund is closed, the value of the Fund's assets may be affected on days when you are unable to buy or sell Fund shares. Conversely, trading in some of a Fund's assets may not occur on days when the Fund is open.

With respect to a Fund's assets invested directly in securities, the Fund's investments are generally valued at current market prices. Equity securities, options and futures are generally valued at the official closing price or, if none, the last reported sales price on the primary exchange or market on which they are listed (closing price). Equity securities that are not traded primarily on an exchange are generally valued at the quoted bid price obtained from a broker-dealer.

Debt securities are valued at the evaluated bid price provided by an independent pricing service or, if a reliable price is not available, the quoted bid price from an independent broker-dealer.

With respect to any portion of a Fund's assets that may be invested in other mutual funds, the value of the Fund's shares is based on the NAV of the shares of the other mutual funds in which the Fund invests. The valuation methods used by mutual funds in pricing their shares, including the circumstances under which they will use fair value pricing and the effects of using fair value pricing, are included in the prospectuses of such funds. To the extent a Fund invests a portion of its assets in non-registered investment vehicles, the Fund's interests in the non-registered vehicles are fair valued at NAV.

We are required to depart from these general valuation methods and use fair value pricing methods to determine the values of certain investments if we believe that the closing price or the quoted bid price of a security, including a security that trades primarily on a foreign exchange, does not accurately reflect its current market value at the time as of which a Fund calculates its NAV. The closing price or the quoted bid price of a security may not reflect its current market value if, among other things, a significant event occurs after the closing price or quoted bid price but before the time as of which a Fund calculates its NAV that materially affects the value of the security. We use various criteria, including a systemic evaluation of U.S. market moves after the close of foreign markets, in deciding whether a foreign security's market price is still reliable and, if not, what fair market value to assign to the security. In addition, we use fair value pricing to determine the value of investments in securities and other assets, including illiquid securities, for which current market quotations or evaluated prices from a pricing service or broker-dealer are not readily available.

The fair value of a Fund's securities and other assets is determined in good faith pursuant to policies and procedures adopted by the Fund's Board of Trustees. In light of the judgment involved in making fair value decisions, there can be no assurance that a fair value assigned to a particular security is accurate or that it reflects the price that the Fund could obtain for such security if it were to sell the security at the time as of which fair value pricing is determined. Such fair value pricing may result in NAVs that are higher or lower than NAVs based on the closing price or quoted bid price. See the Statement of Additional Information for additional details regarding the determination of NAVs.

Management of the Funds

The Manager

Allspring Funds Management, LLC (“Allspring Funds Management”), headquartered at 1415 Vantage Park Drive, 3rd Floor, Charlotte, NC 28203, provides advisory and Fund-level administrative services to the Funds pursuant to an investment management agreement (the “Management Agreement”). Allspring Funds Management is a wholly owned subsidiary of Allspring Global Investments Holdings, LLC, a holding company indirectly owned by certain private funds of GTCR LLC and Reverence Capital Partners, L.P. Allspring Funds Management is a registered investment adviser that provides advisory services for registered mutual funds, closed-end funds and other funds and accounts.

Allspring Funds Management is responsible for implementing the investment objectives and strategies of the Funds. Allspring Funds Management’s investment professionals review and analyze the Funds’ performance, including relative to peer funds, and monitor the Funds’ compliance with their investment objectives and strategies. Allspring Funds Management is responsible for reporting to the Board on investment performance and other matters affecting the Funds. When appropriate, Allspring Funds Management recommends to the Board enhancements to Fund features, including changes to Fund investment objectives, strategies and policies. Allspring Funds Management also communicates with shareholders and intermediaries about Fund performance and features.

Allspring Funds Management is also responsible for providing Fund-level administrative services to the Funds, which include, among others, providing such services in connection with the Funds’ operations; developing and implementing procedures for monitoring compliance with regulatory requirements and compliance with the Funds’ investment objectives, policies and restrictions; and providing any other Fund-level administrative services reasonably necessary for the operation of the Funds, other than those services that are provided by the Funds’ transfer and dividend disbursing agent, custodian and fund accountant.

To assist Allspring Funds Management in implementing the investment objectives and strategies of the Funds, Allspring Funds Management may contract with one or more sub-advisers to provide day-to-day portfolio management services to the Funds. Allspring Funds Management employs a team of investment professionals who identify and recommend the initial hiring of any sub-adviser and oversee and monitor the activities of any sub-adviser on an ongoing basis. Allspring Funds Management retains overall responsibility for the investment activities of the Funds.

A discussion regarding the basis for the Board’s approval of the Management Agreement and any applicable sub-advisory agreements for each Fund is available in the Fund’s Form N-CSR filing for the period ended June 30th.

For each Fund’s most recent fiscal year end, the management fee paid to Allspring Funds Management pursuant to the Management Agreement, net of any applicable waivers and reimbursements, was as follows:

Management Fees Paid

	As a % of average daily net assets
Allspring VT Discovery All Cap Growth Fund	0.54%
Allspring VT Discovery SMID Cap Growth Fund	0.74%
Allspring VT Index Asset Allocation Fund	0.48%
Allspring VT Opportunity Fund	0.62%
Allspring VT Small Cap Growth Fund	0.80%

The Sub-Adviser and Portfolio Managers

The following sub-adviser and portfolio managers provide day-to-day portfolio management services to the Funds. These services include making purchases and sales of securities and other investment assets for the Funds, selecting broker-dealers, negotiating brokerage commission rates and maintaining portfolio transaction records. The sub-adviser is compensated for its services by Allspring Funds Management from the fees Allspring Funds Management receives for its services as manager to the Funds. The Statement of Additional Information provides additional information about the portfolio managers' compensation, other accounts managed by the portfolio managers and the portfolio managers' ownership of securities in the Funds.

Allspring Global Investments, LLC ("Allspring Investments"), is a registered investment adviser located at 1415 Vantage Park Drive, 3rd Floor, Charlotte, NC 28203. Allspring Investments, an affiliate of Allspring Funds Management and a wholly owned subsidiary of Allspring Global Investments Holdings, LLC, is a multi-boutique asset management firm committed to delivering superior investment services to institutional clients, including investment companies.

Petros N. Bocray, CFA, FRM VT Index Asset Allocation Fund	Mr. Bocray joined Allspring Investments in 2006, where he currently serves as a Portfolio Manager for the Multi-Asset Solutions team.
Robert Gruendyke, CFA VT Discovery All Cap Growth Fund VT Discovery SMID Cap Growth Fund VT Small Cap Growth Fund	Mr. Gruendyke joined Allspring Investments or one of its predecessor firms in 2008, where he currently serves as a portfolio manager for the Growth Equity team.
Travis L. Keshemberg, CFA, CIPM, FRM VT Index Asset Allocation Fund	Mr. Keshemberg joined Allspring Investments in 2016, where he currently serves as a Portfolio Manager for the Multi-Asset Solutions team. Prior to joining Allspring Investments, Mr. Keshemberg was a Director of Research at Allspring Funds Management, LLC.
David Kowalske, Jr. VT Index Asset Allocation Fund	Mr. Kowalske joined Allspring Investments or one of its predecessor firms in 2024, where he currently serves as a Portfolio Manager for the Systematic Core Multi-Asset Solutions team. Prior to joining Allspring Investments, Mr. Kowalske worked as an Investment Analyst at Fidelity Investments' Global Asset Allocation Division.
Christopher G. Miller, CFA VT Opportunity Fund	Mr. Miller joined Allspring Investments or one of its predecessor firms in 2002, where he currently serves as a Senior Portfolio Manager and Team Lead for the Select Equity team.
David Nazaret, CFA VT Small Cap Growth Fund	Mr. Nazaret joined Allspring Investments or one of its predecessor firms in 2007, where he currently serves as a portfolio manager for the Growth Equity team.
Michael T. Smith, CFA VT Discovery All Cap Growth Fund VT Discovery SMID Cap Growth Fund VT Small Cap Growth Fund	Mr. Smith joined Allspring Investments or one of its predecessor firms in 2000, where he currently serves as a Managing Director and Senior Portfolio Manager for the Growth Equity team.
Christopher J. Warner, CFA VT Discovery All Cap Growth Fund VT Discovery SMID Cap Growth Fund VT Small Cap Growth Fund	Mr. Warner joined Allspring Investments or one of its predecessor firms in 2007, where he currently serves as a Portfolio Manager for the Growth Equity team.

Multi-Manager Arrangement

The Funds and Allspring Funds Management have obtained an exemptive order from the SEC that permits Allspring Funds Management, subject to Board approval, to select certain sub-advisers and enter into or amend sub-advisory agreements with them without obtaining shareholder approval. The SEC order extends to sub-advisers that are not otherwise affiliated with Allspring Funds Management or the Funds, as well as sub-advisers that are wholly-owned subsidiaries of Allspring Funds Management or of a company that wholly owns Allspring Funds Management. In addition, the SEC staff, pursuant to no-action relief, has extended multi-manager relief to any affiliated sub-adviser, such as affiliated sub-advisers that are not wholly-owned subsidiaries of Allspring Funds Management or of a company

that wholly owns Allspring Funds Management, provided certain conditions are satisfied (all such sub-advisers covered by the order or relief, “Multi-Manager Sub-Advisers”).

As such, Allspring Funds Management, with Board approval, may hire or replace Multi-Manager Sub-Advisers for each Fund that is eligible to rely on the order or relief. Allspring Funds Management, subject to Board oversight, has the responsibility to oversee Multi-Manager Sub-Advisers and to recommend their hiring, termination and replacement. If a new sub-adviser is hired for a Fund pursuant to the order or relief, the Fund is required to notify shareholders within 90 days. The Funds are not required to disclose the individual fees that Allspring Funds Management pays to a Multi-Manager Sub-Adviser.

Account Information

Share Class Eligibility

Shares of the Funds are not offered directly to the general public. Instead, AVT currently offers shares of the Funds only to separate accounts of Participating Insurance Companies that offer the Funds as investment options under VA Contracts and VLI Policies ("Variable Contracts"). For Variable Contracts that are registered with the Securities and Exchange Commission, this Prospectus will accompany a prospectus for the Variable Contract and the related separate account. For Variable Contracts that are not registered with the Securities and Exchange Commission, this Prospectus will accompany a separate disclosure document (rather than a prospectus) for the Variable Contract and the related separate account. AVT assumes no responsibility for any prospectus or other disclosure document for a Variable Contract or a separate account. In the future, AVT may offer shares of the Funds directly to qualified pension and retirement plans.

The information in this Prospectus is not intended for distribution to, or use by, any person or entity in any non-U.S. jurisdiction or country where such distribution or use would be contrary to any law or regulation, or which would subject Fund shares to any registration requirement within such jurisdiction or country.

Share Class Features

The table below summarizes the key features of the share class offered through this Prospectus.

	Class 2
Front-End Sales Charge	None
Contingent Deferred Sales Charge ("CDSC")	None
Ongoing Distribution ("12b-1") Fees	0.25%

Compensation to Financial Professionals and Intermediaries

Distribution Plan

Each Fund has adopted a distribution plan (the "Plan") pursuant to Rule 12b-1 under the Investment Company Act of 1940 (the "1940 Act") for its Class 2 shares. The Plan authorizes the payment of all or part of the cost of preparing and distributing prospectuses, annual and semi-annual reports, and other materials to prospective beneficial owners of each Fund's Class 2 shares, and the payment of compensation to Participating Insurance Companies. For these services, each Fund's Class 2 pays an annual fee of up to 0.25% of its average daily net assets. These fees are paid out of the assets of Class 2 of each Fund on an ongoing basis. Over time, these fees will increase the cost of your investment and may cost you more than paying other types of sales charges.

Additional Payments to Financial Professionals and Intermediaries

In addition to the payments made by the Class 2 shares of each Fund for distribution-related services, Allspring Funds Management makes additional payments ("Additional Payments") to Participating Insurance Companies (or their affiliates) that offer the Funds as underlying investment options in separate accounts that issue VA Contracts and VLI Policies. These Additional Payments are made to compensate Participating Insurance Companies for certain administrative services that they provide. These Additional Payments, which may be significant, are paid by Allspring Funds Management out of its revenues, which generally come directly or indirectly from fees paid by the Funds in the complex.

The Additional Payments are typically paid on an ongoing basis and are based on assets. The Additional Payments differ among the various Participating Insurance Companies but typically range between 0.05% and 0.30% in a given year of assets invested in the Fund by the Participating Insurance Company's customers. The Additional Payments may create potential conflicts of interest between a contract owner and a Participating Insurance Company who is recommending a particular mutual fund over other mutual funds. Before investing, you should consult with your Participating Insurance Company and review carefully any disclosure provided by the Participating Insurance Company as to the monies that it receives from mutual funds, their advisers and distributors, as well as how your registered representative is compensated.

The Participating Insurance Companies that have received the Additional Payments described in this section are identified in the Statement of Additional Information, which is on file with the SEC and is also available on the Allspring Funds website at allspringglobal.com.

Buying and Selling Fund Shares

AVT has entered into agreements with each Participating Insurance Company (each a “Participation Agreement”) setting forth the terms and conditions pursuant to which the Participating Insurance Company will purchase and redeem shares of the Funds. In the event that AVT offers shares of the Funds directly to a qualified pension or retirement plan, AVT likely will enter into a similar Participation Agreement with the plan. The discussion that follows reflects the terms of each current Participation Agreement (which do not differ materially from one another with respect to purchase and redemption procedures).

Shares of the Funds are sold in a continuous offering to the separate accounts to serve as investment options for the Variable Contracts. Net purchase payments under the Variable Contracts are placed in one or more sub-accounts of the separate account, and the assets of each such sub-account are invested in the shares of the Fund corresponding to that sub-account. The separate accounts purchase and redeem shares of the Fund at NAV without sales or redemption charges.

For each day on which a Fund’s NAV is calculated, the separate accounts transmits to AVT a net purchase or redemption order based on the purchase payments, redemption or surrender requests, and transfer requests received that day by the Participating Insurance Company from Variable Contract owners. We process such orders at the Fund’s NAV calculated as of the day the Participating Insurance Company receives the Variable Contract owner transactions although the net purchase or redemption order is generally not communicated by the Participating Insurance Company to AVT until the following business day. Payment for shares redeemed is made within seven days after receipt of a proper redemption request (i.e., actual and sufficient notice of such order transmitted to us pursuant to established procedures), except that the right of redemption may be suspended or payments postponed when permitted by applicable laws and regulations.

For information about the purchase and redemption procedures applicable to you as a Variable Contract owner, see the prospectus or other disclosure document for the relevant Variable Contract.

Potential for Conflict of Interest. A potential for certain conflicts exists between the interests of variable annuity contract owners and variable life insurance contract owners, or between the interests of owners of Variable Contracts issued by different Participating Insurance Companies or through different separate accounts. A potential for certain conflicts also exists between the interests of owners of Variable Contracts and participants in a qualified pension or retirement plan that might invest in the Funds. To the extent that such classes of investors are invested in the same Fund when a conflict of interest arises that might involve a Fund, one or more such classes of investors could be disadvantaged. AVT currently does not foresee any such disadvantage to owners of Variable Contracts. Nonetheless, the Board periodically considers whether any such conflicts exist in order to determine what action, if any, should be taken in response to such conflicts. If any irreconcilable material conflicts of interest affecting owners of variable contracts is determined to exist, then each Participating Insurance Company sponsoring a separate account investing the Fund will, to the extent reasonably practicable, take such action as is necessary to remedy the conflict or eliminate the conflict as it affects owners of Variable Contracts it has issued. If such a conflict is determined to exist in connection with a Fund, one or more Participating Insurance Companies might be required to withdraw the investments of one or more of its separate accounts from the Fund or to substitute shares of another mutual fund (including another Fund) for those it holds of the Fund. This might force the Fund to sell portfolio securities at a disadvantageous price.

Frequent Purchases and Redemptions of Fund Shares

Excessive trading by Fund shareholders can negatively impact a Fund and its long-term shareholders in several ways, including by disrupting Fund investment strategies, increasing transaction costs, decreasing tax efficiency and diluting the value of shares held by long-term shareholders. Excessive trading in Fund shares can negatively impact a Fund’s long-term performance by requiring it to maintain more assets in cash or to liquidate portfolio holdings at a disadvantageous time. Certain Funds may be more susceptible than others to these negative effects. For example, Funds that have a greater percentage of their investments in non-U.S. securities may be more susceptible than other Funds to arbitrage opportunities resulting from pricing variations due to time zone differences across international financial markets. Similarly, Funds that have a greater percentage of their investments in small company securities may

be more susceptible than other Funds to arbitrage opportunities due to the less liquid nature of small company securities. Both types of Funds also may incur higher transaction costs in liquidating portfolio holdings to meet excessive redemption levels. Fair value pricing may reduce these arbitrage opportunities, thereby reducing excessive trading risks.

The Funds actively discourage and take steps to prevent the portfolio disruption and negative effects on long-term shareholders that can result from excessive trading activity by Fund shareholders. The Board has approved the Fund's policies and procedures, which provide, among other things, that Allspring Funds Management may deem trading activity to be excessive if it determines that such trading activity would likely be disruptive to a Fund by increasing expenses or lowering returns. In this regard, Allspring Funds Management takes steps to avoid accommodating frequent purchases and redemptions of shares by contract owners. Allspring Funds Management monitors available contract owner trading information across all Funds on a daily basis. If a contract owner redeems more than \$5,000 (including redemptions that are part of an exchange transaction) from a Fund, that contract owner is "blocked" from purchasing shares of that Fund (including purchases that are part of an exchange transaction) for 30 calendar days after the redemption.

Excessive trading may give rise to conflicts of interest between owners of different types of Variable Contracts and/or owners of Variable Contracts issued by different insurance companies that offer the Funds as investment options under their contracts.

An insurance company sponsor through whom variable contract owners may purchase shares of a Fund may independently attempt to identify excessive trading and take steps to deter such activity. As a result, an insurance company may on its own limit or permit trading activity of its variable contract owners that invest in Fund shares using standards different from the standards used by the Fund and discussed in this prospectus. A Fund may permit an insurance company to enforce its own internal policies and procedures concerning frequent trading in instances where the Fund reasonably believes that the company's policies and procedures effectively discourage disruptive trading activity. If a variable contract owner purchases Fund shares through an insurance company sponsor, it should contact the company for more information about whether and how restrictions or limitations on trading activity will be applied to the separate account.

Account Policies

Advance Notice of Large Transactions. We strongly urge you to make all purchases and redemptions of Fund shares as early in the day as possible and to notify us or your intermediary at least one day in advance of transactions in Fund shares in excess of \$1 million. This will help us to manage the Funds most effectively. When you give this advance notice, please provide your name and account number.

Distributions

The Funds, except VT Index Asset Allocation Fund, generally make distributions of any net investment income and any realized net capital gains at least annually. The VT Index Asset Allocation Fund generally makes distributions of any net investment income quarterly and any realized net capital gains at least annually. Please note, distributions have the effect of reducing the NAV per share by the amount distributed. A distribution is automatically reinvested on the payment date in additional Fund shares at NAV or paid in cash at the election of the Participating Insurance Company.

Taxes

For federal income tax purposes, each Fund is treated as a separate entity. Each Fund intends to qualify each year as a “regulated investment company” under the Internal Revenue Code of 1986, as amended, and will meet certain diversification requirements applicable to mutual funds underlying Variable Contracts. By so qualifying, each Fund expects to have little or no liability for federal income taxes by distributing substantially all of its net investment income and net realized capital gains to the separate accounts each year.

Since the separate accounts are the only shareholders of AVT, no discussion is included herein as to the federal income tax consequences at the shareholder level. For information concerning the federal income tax consequences to purchasers of Variable Contracts, see the accompanying contract prospectus or disclosure document. Please see the Statement of Additional Information for additional federal income tax information.

Financial Highlights

The following tables are intended to help you understand a Fund's financial performance for the past five years (or since inception, if shorter). Certain information reflects financial results for a single Fund share. Total returns represent the rate you would have earned (or lost) on an investment in each Fund (assuming reinvestment of all distributions). The information in the following tables has been derived from the Funds' financial statements which have been audited by KPMG LLP, the Funds' independent registered public accounting firm, whose report, along with each Fund's financial statements, is included in each Fund's filing on Form N-CSR, a copy of which is available upon request.

VT Discovery All Cap Growth Fund

For a share outstanding throughout each period

Class 2	Year ended December 31				
	2024	2023	2022	2021	2020
Net asset value, beginning of period	\$ 23.89	\$ 19.87	\$ 41.69	\$ 40.43	\$ 30.55
Net investment loss	(0.15) ¹	(0.10) ¹	(0.14) ¹	(0.28)	(0.17) ¹
Net realized and unrealized gains (losses) on investments	5.04	6.55	(14.82)	6.14	12.73
Total from investment operations	4.89	6.45	(14.96)	5.86	12.56
Distributions to shareholders from					
Net realized gains	(1.31)	(2.43)	(6.86)	(4.60)	(2.68)
Net asset value, end of period	\$ 27.47	\$ 23.89	\$ 19.87	\$ 41.69	\$ 40.43
Total return²	21.00%	33.17%	(37.20)%	14.97%	43.18%
Ratios to average net assets (annualized)					
Gross expenses	1.04%	1.10%	1.04%	1.02%	1.04%
Net expenses	1.00%	1.00%	0.98%	1.00%	1.00%
Net investment loss	(0.56)%	(0.44)%	(0.51)%	(0.68)%	(0.52)%
Supplemental data					
Portfolio turnover rate	79%	30%	22%	25%	24%
Net assets, end of period (000s omitted)	\$ 34,791	\$ 38,230	\$ 33,614	\$ 59,888	\$ 57,850

¹ Calculated based upon average shares outstanding

² Returns include adjustments required by U.S. GAAP and may differ from net asset values and performance reported elsewhere. Returns do not reflect fees and expenses charged pursuant to the terms of variable life insurance policies and variable annuity contracts.

VT Discovery SMID Cap Growth Fund

For a share outstanding throughout each period

Class 2	Year ended December 31				
	2024	2023	2022	2021	2020
Net asset value, beginning of period	\$ 20.46	\$ 17.03	\$ 42.74	\$ 48.73	\$ 32.85
Net investment loss	(0.19) ¹	(0.13) ¹	(0.18)	(0.48)	(0.34)
Net realized and unrealized gains (losses) on investments	3.90	3.56	(15.32)	(1.89)	19.54
Total from investment operations	3.71	3.43	(15.50)	(2.37)	19.20
Distributions to shareholders from					
Net realized gains	0.00	0.00	(10.21)	(3.62)	(3.32)
Net asset value, end of period	\$ 24.17	\$ 20.46	\$ 17.03	\$ 42.74	\$ 48.73
Total return²	18.13%	20.14%	(37.85)%	(5.04)%	62.65%
Ratios to average net assets (annualized)					
Gross expenses	1.15%	1.16%	1.16%	1.13%	1.14%
Net expenses	1.14%	1.14%	1.15%	1.13%	1.14%
Net investment loss	(0.85)%	(0.68)%	(0.91)%	(1.03)%	(0.93)%
Supplemental data					
Portfolio turnover rate	63%	53%	51%	57%	47%
Net assets, end of period (000s omitted)	\$ 144,349	\$ 136,504	\$ 127,243	\$ 220,823	\$ 255,954

1 Calculated based upon average shares outstanding

2 Returns include adjustments required by U.S. GAAP and may differ from net asset values and performance reported elsewhere. Returns do not reflect fees and expenses charged pursuant to the terms of variable life insurance policies and variable annuity contracts.

VT Index Asset Allocation Fund

For a share outstanding throughout each period

Class 2	Year ended December 31				
	2024	2023	2022	2021	2020
Net asset value, beginning of period	\$ 18.68	\$ 16.66	\$ 22.91	\$ 21.88	\$ 20.55
Net investment income	0.23 ¹	0.19 ¹	0.14	0.10	0.16
Net realized and unrealized gains (losses) on investments	2.49	2.55	(3.95)	3.25	3.04
Total from investment operations	2.72	2.74	(3.81)	3.35	3.20
Distributions to shareholders from					
Net investment income	(0.26)	(0.17)	(0.12)	(0.13)	(0.17)
Net realized gains	(1.28)	(0.55)	(2.32)	(2.19)	(1.70)
Total distributions to shareholders	(1.54)	(0.72)	(2.44)	(2.32)	(1.87)
Net asset value, end of period	\$ 19.86	\$ 18.68	\$ 16.66	\$ 22.91	\$ 21.88
Total return²	14.87%	16.70%	(17.02)%	16.00%	16.59%
Ratios to average net assets (annualized)					
Gross expenses	1.12%	1.14%	1.15%	1.13%	1.14%
Net expenses	1.00%	1.00%	1.00%	1.00%	1.00%
Net investment income	1.19%	1.09%	0.72%	0.46%	0.78%
Supplemental data					
Portfolio turnover rate	14%	13%	9%	7%	21%
Net assets, end of period (000s omitted)	\$ 69,869	\$ 66,642	\$ 62,528	\$ 83,069	\$ 78,791

1 Calculated based upon average shares outstanding

2 Returns include adjustments required by U.S. GAAP and may differ from net asset values and performance reported elsewhere. Returns do not reflect fees and expenses charged pursuant to the terms of variable life insurance policies and variable annuity contracts.

VT Opportunity Fund

For a share outstanding throughout each period

Class 2	Year ended December 31				
	2024	2023	2022	2021	2020
Net asset value, beginning of period	\$ 25.99	\$ 22.32	\$ 35.14	\$ 29.63	\$ 26.68
Net investment income (loss)	0.02 ¹	0.02 ¹	(0.03)	(0.09)	0.03
Net realized and unrealized gains (losses) on investments	3.69	5.78	(7.10)	7.29	5.05
Total from investment operations	3.71	5.80	(7.13)	7.20	5.08
Distributions to shareholders from					
Net investment income	(0.01)	0.00	0.00	(0.01)	(0.12)
Net realized gains	(2.83)	(2.13)	(5.69)	(1.68)	(2.01)
Total distributions to shareholders	(2.84)	(2.13)	(5.69)	(1.69)	(2.13)
Net asset value, end of period	\$ 26.86	\$ 25.99	\$ 22.32	\$ 35.14	\$ 29.63
Total return²	15.05%	26.50%	(20.81)%	24.78%	21.00%
Ratios to average net assets (annualized)					
Gross expenses	1.08%	1.09%	1.12%	1.10%	1.11%
Net expenses	1.00%	1.00%	1.00%	1.00%	1.00%
Net investment income (loss)	0.07%	0.08%	(0.14)%	(0.27)%	0.06%
Supplemental data					
Portfolio turnover rate	15%	24%	26%	27%	42%
Net assets, end of period (000s omitted)	\$ 156,405	\$ 152,810	\$ 134,271	\$ 186,745	\$ 167,338

1 Calculated based upon average shares outstanding

2 Returns include adjustments required by U.S. GAAP and may differ from net asset values and performance reported elsewhere. Returns do not reflect fees and expenses charged pursuant to the terms of variable life insurance policies and variable annuity contracts.

VT Small Cap Growth Fund

For a share outstanding throughout each period

Class 2	Year ended December 31				
	2024	2023	2022	2021	2020
Net asset value, beginning of period	\$ 7.86	\$ 7.55	\$ 14.04	\$ 14.72	\$ 9.91
Net investment loss	(0.09) ¹	(0.07) ¹	(0.09) ¹	(0.14)	(0.11)
Net realized and unrealized gains (losses) on investments	1.56	0.38	(4.67)	1.19	5.57
Total from investment operations	1.47	0.31	(4.76)	1.05	5.46
Distributions to shareholders from					
Net realized gains	0.00	0.00	(1.73)	(1.73)	(0.65)
Net asset value, end of period	\$ 9.33	\$ 7.86	\$ 7.55	\$ 14.04	\$ 14.72
Total return²	18.70%	4.11%	(34.42)%	7.64%	57.78%
Ratios to average net assets (annualized)					
Gross expenses	1.17%	1.17%	1.19%	1.17%	1.18%
Net expenses	1.17%	1.17%	1.19%	1.17%	1.18%
Net investment loss	(0.99)%	(0.86)%	(0.87)%	(1.03)%	(1.00)%
Supplemental data					
Portfolio turnover rate	79%	95%	61%	46%	51%
Net assets, end of period (000s omitted)	\$ 282,750	\$ 273,519	\$ 264,938	\$ 414,683	\$ 392,316

1 Calculated based upon average shares outstanding

2 Returns include adjustments required by U.S. GAAP and may differ from net asset values and performance reported elsewhere. Returns do not reflect fees and expenses charged pursuant to the terms of variable life insurance policies and variable annuity contracts.

Notes

Notes

FOR MORE INFORMATION

More information on a Fund is available free upon request, including the following documents:

Statement of Additional Information ("SAI")

Supplements the disclosures made by this Prospectus. The SAI, which has been filed with the SEC, is incorporated by reference into this Prospectus and therefore is legally part of this Prospectus.

Annual/Semi-Annual Reports

Provide financial and other important information, including a discussion of the market conditions and investment strategies that significantly affected Fund performance over the reporting period.

To obtain copies of the above documents or for more information about Allspring Funds, contact us:

By telephone:

Individual Investors: 1-800-260-5969

Retail Investment Professionals: 1-888-877-9275

Institutional Investment Professionals: 1-866-765-0778

By e-mail: fundservice@allspring-global.com

By mail:

Allspring Funds

P.O. Box 219967

Kansas City, MO 64121-9967

Online:

allspringglobal.com

From the SEC:

Visit the SEC's Public Reference Room in Washington, DC (phone 1-202-551-8090 for operational information for the SEC's Public Reference Room) or the SEC's website at sec.gov.

To obtain information for a fee, write or email:

SEC's Public Reference Section

100 "F" Street, NE

Washington, DC 20549-0102

publicinfo@sec.gov

The Funds are distributed by Allspring Funds Distributor, LLC, a member of FINRA/SIPC. Securities Investor Protection Corporation ("SIPC") information and brochure are available at SIPC.org or by calling SIPC at (202) 371-8300.



Go paperless!

Receive your fund communications electronically at allspringglobal.com/edocs.